



**DOWNLOAD**  
free bonus material

Mastering Conversational Farsi

# FARSI (PERSIAN) FOR BEGINNERS

- PRACTICAL DIALOGS HELP YOU CONVERSE WITH CONFIDENCE
- SHORT, GUIDED LESSONS ALLOW YOU TO LEARN QUICKLY
- READ AND WRITE THE FARSI SCRIPT FROM THE START
- NATIVE-SPEAKER AUDIO RECORDINGS ON THE ENCLOSED DISC

Saeid Atoofi, Ph.D.

**TUTTLE**





# **FARSI** (PERSIAN) FOR BEGINNERS

## DEDICATION

For Sofia, my daughter living in three worlds. May you be the link: logos, pathos, and mythos



## ACKNOWLEDGMENT

I would like to express my gratitude to many people who helped me with this book. My sister Ameneh (Maliheh) Atoofi who patiently and meticulously proofread the manuscript many times, provided me with valuable advice on contents, and organized many other aspects such as photos and sound files. Of course, I am indebted to other members of my family for the creation of this book, some with their wonderful photographic skills (Donya and Majid), and others with the sound files and advice (Nahid, Haydeh, Homyra, Davood, Mehran, Baran, Bahareh, Majid, Donya, Diba, Banafsheh, Azadeh, and Marjan). I have been very fortunate to be around wonderful people who constantly encouraged me and gave me moral support in this project: my soulmate Viviana and my best of friends and family, Marjan Shokri and Alireza Keshvari. I would also like to thank my editors and reviewers for their wonderful comments and suggestions. It has been great learning from the masters.

Mastering Conversational Farsi

# **FARSI** (PERSIAN) FOR BEGINNERS

**Saeid Atoofi, Ph.D.**

Content Advisor:  
**Maliheh (Ameneh) Atoofi**

**TUTTLE Publishing**  
Tokyo | Rutland, Vermont | Singapore

## The Tuttle Story: “Books to Span the East and West”

Many people are surprised to learn that the world’s leading publisher of books on Asia had humble beginnings in the tiny American state of Vermont. The company’s founder, Charles E. Tuttle, belonged to a New England family steeped in publishing.

Immediately after WWII, Tuttle served in Tokyo under General Douglas MacArthur and was tasked with reviving the Japanese publishing industry. He later founded the Charles E. Tuttle Publishing Company, which thrives today as one of the world’s leading independent publishers.

Though a westerner, Tuttle was hugely instrumental in bringing a knowledge of Japan and Asia to a world hungry for information about the East. By the time of his death in 1993, Tuttle had published over 6,000 books on Asian culture, history and art—a legacy honored by the Japanese emperor with the “Order of the Sacred Treasure,” the highest tribute Japan can bestow upon a non-Japanese.

With a backlist of 1,500 titles, Tuttle Publishing is more active today than at any time in its past—still inspired by Charles Tuttle’s core mission to publish fine books to span the East and West and provide a greater understanding of each.

Published by Tuttle Publishing, an imprint of Periplus Editions (HK) Ltd.

[www.tuttlepublishing.com](http://www.tuttlepublishing.com)

Copyright © 2015 by Saeid Atoofi

All rights reserved. No part of this publication may be reproduced or utilized in any form or by any means, electronic or mechanical, including photocopying, recording, or by any information storage and retrieval system, without prior written permission from the publisher.

Library of Congress Control Number: 2015940721

ISBN 978-0-8048-4182-5

ISBN 978-1-4629-1424-1 (ebook)

Distributed by

**North America, Latin America & Europe**

Tuttle Publishing

364 Innovation Drive

North Clarendon,

VT 05759-9436 U.S.A.

Tel: 1 (802) 773-8930

Fax: 1 (802) 773-6993

[info@tuttlepublishing.com](mailto:info@tuttlepublishing.com)

[www.tuttlepublishing.com](http://www.tuttlepublishing.com)

**Japan**

Tuttle Publishing

Yaekari Building, 3rd Floor,

5-4-12 Osaki

Shinagawa-ku, Tokyo 141 0032

Tel: (81) 3 5437-0171

Fax: (81) 3 5437-0755

[sales@tuttle.co.jp](mailto:sales@tuttle.co.jp)

[www.tuttle.co.jp](http://www.tuttle.co.jp)

**Asia Pacific**

Berkeley Books Pte. Ltd.

61 Tai Seng Avenue #02-12,

Singapore 534167

Tel: (65) 6280-1330

Fax: (65) 6280-6290

[inquiries@periplus.com.sg](mailto:inquiries@periplus.com.sg)

[www.periplus.com](http://www.periplus.com)

First edition

18 17 16 15 5 4 3 2 1 1505MP

Printed in Singapore

TUTTLE PUBLISHING® is a registered trademark of Tuttle Publishing, a division of Periplus Editions (HK) Ltd.

# Contents

## To the Learner

### Introduction

### How to Use This Book

### Transliteration Conventions

### Farsi Scripts

## Chapter 1 Greetings

- 1.1 Conversation: *Meeting the Rahmatis*
- 1.2 Formal vs Colloquial: Words from the Conversation
- 1.3 Let's Talk
- 1.4 The Letters **Alef**, **Lām**, **Sin**, and **Mim**
- 1.5 Let's Write
- 1.6 Cultural Insight: Emotional Expressions
- 1.7 Vocabulary
- 1.8 Grammar Point: The Verb (*to be*) **Boodan**
- 1.9 Poem
- 1.10 Exercises

## Chapter 2 Transportation

- 2.1 Conversation: *In the Taxi*
- 2.2 Formal vs Colloquial: Words from the Conversation
- 2.3 Let's Talk
- 2.4 The Letters **Jim**, **Che**, **Heh**, and **Khe**
- 2.5 Let's Write
- 2.6 Cultural Insight: *Every car can be a taxi*
- 2.7 Vocabulary
- 2.8 Grammar Point: Personal Pronouns
- 2.9 Proverb of the Day: *The "tārof" may or may not come*
- 2.10 Exercises

## Chapter 3 Phone Calls

- 3.1 Conversation: *Arranging a Dinner Party*
- 3.2 Formal vs Colloquial: Words from the Conversation
- 3.3 Let's Talk
- 3.4 Short and Long Vowels, and the Letters **Dāl** and **Zāl**
- 3.5 Let's Write
- 3.6 Cultural Insight: Iranian Phone Calls
- 3.7 Vocabulary
- 3.8 Grammar Point: *When, Where, What, Why and How*
- 3.9 Expression of the Day: *Your steps on my eyes*
- 3.10 Exercises

## Chapter 4 **Months and Seasons**

- 4.1 Conversation: *When and Where*
- 4.2 Formal vs Colloquial: Words from the Conversation
- 4.3 Let's Talk
- 4.4 The Letters **Re, Zeh, Zehh, Kāf, and Gāf**
- 4.5 Let's Write
- 4.6 Cultural Insight: Spring and the Iranian New Year
- 4.7 Vocabulary
- 4.8 Grammar Point: Days of the Week, Months, and Seasons
- 4.9 Song of the Day
- 4.10 Exercises

## Chapter 5 **Dinner Table Customs**

- 5.1 Conversation: *Souvenirs*
- 5.2 Formal vs Colloquial: Words from the Conversation
- 5.3 Let's Talk
- 5.4 The Letters **Beh, Peh, Teh, Seh, Noon, and Shin**
- 5.5 Let's Write
- 5.6 Cultural Insight: Tablecloth
- 5.7 Vocabulary
- 5.8 Grammar Point: Imperatives
- 5.9 Poem of the Day
- 5.10 Exercises

## Chapter 6 **Commerce**

- 6.1 Conversation: *At the Bank*
- 6.2 Formal vs Colloquial: Words from the Conversation
- 6.3 Let's Talk
- 6.4 The Letters **Feh, Ghāf, Eyn, Gheyn, and Heh**
- 6.5 Let's Write
- 6.6 Cultural Insight: Bargaining
- 6.7 Vocabulary
- 6.8 Grammar Point: Farsi Numbers
- 6.9 Proverb of the Day: *The person who is honest in dealing with money is a partner to everyone's wealth*
- 6.10 Exercises

## Chapter 7 **Emotions**

- 7.1 Conversation: *Grandmother's Grave*
- 7.2 Formal vs Colloquial: Words from the Conversation
- 7.3 Let's Talk
- 7.4 The Diacritical Marks **Tashdid** and **Tanvin**; and the Letters **Sād, Zād, Tā, and Zā**
- 7.5 Let's Write
- 7.6 Cultural Insight: *Water and "Matter"*
- 7.7 Vocabulary
- 7.8 Grammar Point: The Past Tense



7.9 Expression of the Day: “*In God’s name, I die*”

7.10 Exercises

**[Answer Key](#)**

**[English-Farsi Glossary](#)**

**[Farsi-English Glossary](#)**

**[Audio Tracklist/Photo Credits](#)**



## **How to Download the Bonus Material of this Book.**

1. You must have an internet connection.
2. Click the link below or copy paste the URL to your web browser.

<http://www.tuttlepublishing.com/farsi-persian-for-beginners-downloadable-cd-content>

For support email us at [info@tuttlepublishing.com](mailto:info@tuttlepublishing.com).

# To the Learner

**Farsi shekar ast** (Farsi is sugar). This is how Farsi speakers refer to their own language, because they believe speaking Farsi is a sweet treat to the tongue. I hope this book provides you a sweet first step to learning Farsi. This book will teach you how to:

- Read and write all Farsi letters
- Combine letters to write words in Farsi
- Read and write simple sentences or phrases in Farsi
- Greet someone, interact at a bank, get a taxi, invite someone to a party, and many other useful conversational skills
- Become aware of the differences between colloquial and formal forms of Farsi, and the context in which each form is used
- Express yourself as native Farsi speakers would do, adjusting your speech according to culturally relevant situations
- Learn essential Farsi grammar in the context of daily conversation
- Read some proverbs, songs, and poems in Farsi
- Scan Farsi content in newspapers, emails, or websites to get the gist of what is being discussed

Get ready! In *Farsi for Beginners*, I will help you step by step to learn, and enjoy essential Farsi.

# Introduction

Whatever has motivated you to learn Farsi, there is probably no better time to learn this vibrant and rich language than today. Iran is home to a great number of classical and contemporary poets, philosophers, and artists who have written and created most of their works in Farsi. Knowing Farsi will allow you to enjoy the poems of Rumi and Hafiz, read the philosophical works of Nasir Khusraw and Allameh Tabatabaei, and watch the world-class cinema of Kiarostami and Farhadi in their original language.

*Farsi for Beginners* is intended as an entry level to learning Farsi. You do not need to have any prior background knowledge in Farsi to start using this book. However, “entry level” does not mean simple or limited. The contents of this book have been devised to reflect real use of language by ordinary people in the streets of Tehran. At the same time, the chapters are very much accessible to novice learners. And, although beginners in Farsi will get the most out of this book, the chapters can still be challenging for intermediate and advanced learners of Farsi because they provide ample new vocabulary words and are rich in cultural information.

Its accessibility sets this book apart from other Farsi language books. For the most part, learning Farsi as a second language has been out of reach for general audiences. Most Farsi instructional books are written in a highly specialized language, or focus on specific language skills, or lack the freshness of current approaches to learning a second language. Too often, learners using those books need to stomach tedious grammar instructions chapter after chapter, or will learn only one skill (for instance, how to read Farsi script). But not here!

Learning a new script can be very intimidating for new language learners. Most Farsi books either avoid teaching the alphabet altogether by using a romanized version of the Farsi words throughout, or they show the entire alphabet on the first few pages and assume that the reader will be able to remember the sounds of all the 32 Farsi letters at one time, immediately knowing how complex words should be pronounced by connecting these letters.

I wrote *Farsi for Beginners* with the perspective of a new language learner in mind. Throughout the book, I have provided sufficient transition stages so that you can comfortably learn each language skill, step by step. For instance, you can start reading Farsi conversations using recognizable transliterations, while at the same time learning four or five Farsi letters. As you move on to the next chapter, the study of the previous Farsi letters is reinforced, and gradually the transliterations are replaced by Farsi letters and words.

I also wanted to make learning Farsi fun and useful. All chapters are based on a fictional story following a mixed Iranian and American family visiting Iran. You get to know each character of the story while they take a cab, shop, exchange money, and receive an invitation for a family dinner. Again, I had the reader in mind. I imagined what kind of skills and knowledge a new Farsi learner would need to accomplish real and culturally relevant tasks. What kind of interactions would he or she have, with whom, where, and how?

However, making this book useful and fun did not come at the expense of forgetting to teach you the structures of the Farsi language. Every chapter contains practical grammar sections that directly link to the contents of the conversation you encounter in that chapter. As such, you will learn Farsi grammar and vocabulary in the context of real situations, some of which will require you to bend or break “textbook” grammar rules. For instance, just like most languages of the world, in Farsi there is not just one way to greet everyone. So, based on the person and place, you will learn different greetings that require you to become more formal or less formal, use contractions, and even change your pronunciation.

This book also adapts a modern pedagogical approach to learning language. Situations, conversations, grammar structures, and the pronunciation are authentic. They are not simplified or toned down. A simplified language is an artificial language that no one uses in the real world. Modern methods of language learning also acknowledge that language and culture are inseparable aspects of communication. You will learn relevant Farsi vocabulary and grammar in the context of

the cultural background that accompanies them. For instance, in Iran you have to insist to pay the fare to a taxi driver although he or she may seem to refuse to take your money in your first attempt, a concept called **tarof kardan**.


I enjoyed writing this book and I hope you find it valuable and informative. Language learning is a lifelong endeavor. When you are done with this book, keep going. Read, watch, listen, and chat, text, e-mail and blog in Farsi. I strongly believe that language is more than a medium in which to communicate. When you learn a new language, little by little, you start to see and experience the world from the perspective of the speakers of that language. And my wish is that this can bring us all closer to one another.

# How to Use This Book

**F**arsi may be enjoyable to learn, but it does take effort! To get the most from your work, the best approach is to study a chapter in a single day, and then repeat the same chapter the following day, before moving onto the next chapter. The chapters are rather long, and it may not be possible for everyone to dedicate enough time to cover one complete chapter a day. In that case, I suggest working through a chapter on two or three successive days without taking a break between days. If you need to take a day off during your Farsi study, try to do it between two chapters and not within a chapter.

Learning a language, for the most part, is a motor skill similar to riding a bike. A language is not a piece of information that is learned, but a skill that is *acquired*. Reading instructions about how to ride a bike does not teach you to ride one. Rather, you learn to ride a bike by the pedaling, falling, and then more pedaling. Do not be afraid to make mistakes. More importantly, do not limit yourself to reading the conversations in the chapters or practicing the Farsi letters only once. Repeat the chapters! Every now and then, go back to previous chapters and repeat some of the pronunciation and writing practices. Your tongue, your vocal cords, and the muscles of your fingers are doing most of the learning. Give them enough opportunity to acquire the language.

The book provides detailed instructions in each section. However, here are some general pointers that will help you best use the book.

- Most sections for which you will need help with pronunciation are marked with an audio disc icon like this:  Listen to the correct pronunciation before you start that section of the book. When in doubt, go back to the audio to listen to the specific sound you are unsure about, and repeat it out loud.
- Sometimes transliterations include accent marks. These accents have been used to facilitate your correct pronunciation of Farsi words. For instance “ā” stands for the long form of this vowel in Farsi, which is the sound of “a” in the English word “tall.” This is in contrast to the short sound of “a” in Farsi, which is pronounced like the “a” in the English word “man.”
- Unlike English, Farsi is a formal language. There are many ways in which Farsi grammar is influenced by the level of formality people feel that they need to use with their audience. While studying the Conversations, pay attention to subtle differences in the use of pronouns, contraction of verbs, and changes in pronunciation.
- Due to the high level of differences between formal and informal language in Farsi, the chapters include two additional aids for learners. First, in the Conversations, informal variants of words (i.e., colloquial words) have been marked with an asterisk like this: \*. Second, right after each Conversation, there is a table showing all the colloquial words which were used. The table includes their formal variants as well as their actual meanings in Farsi. When you see an asterisk next to a word, go to the table and study the formal version of the word.
- All chapters include a section called *Let’s Talk*. Practice the provided examples many times—not just once. Imagine yourself in a real situation in which you have to use the example. Be creative. For instance, as you practice the example, replace a pronoun with a name, or switch verbs.
- For letter-writing practice, line guides are provided on the page to facilitate your initial learning process. As you become more proficient, try to avoid using the line guides and practice on plain paper.



- Language is learned both from the bottom-up and from the top-down. While you need the letters to compose words, at the same time, you can also learn words and complete sentences without the need to deconstruct them into their single letters. As you progress through the book, you will find that whole English words have been replaced by their Farsi counterparts because you had encountered the Farsi term before, either in the same chapter or previous chapters. So, while you try to combine letters and make sense of the sound of a word, also try to get a feeling for the overall look of the word and try to capture it in your mind as a whole. When in doubt, look back at the Vocabulary list.
- An Answer Key to the practice activities is found at the end of the book. But be careful! Instead of jumping right to the Answer Key whenever you find yourself stumped, just respond to all the questions as best you can, and only then review your responses against the provided answers.

### Some considerations

- There are many dialects of Farsi. Apart from Dari and Tajiki, two languages very closely related to Farsi used primarily in Afghanistan and Tajikistan, there are a great number of different dialects and accents within Iran. This book for the most part teaches the Tehrani dialect and intonation style, primarily used by people residing in Iran's capital, Tehran. Due to heavy use of this dialect on national TV and radio stations, people of other regions in Iran understand and may even be able to speak this dialect with ease. (However, the reverse is not always true. That is, people from Tehran may find it somewhat difficult to understand people from elsewhere in Iran.) Hence, even though it is only one among many Farsi dialects, knowing the Tehrani dialect will allow you to reach a greater audience.
- As mentioned in the Introduction, romanized versions of the Farsi, or transliterations, have been provided for English speakers who want to learn Farsi. As such, the transliterations are only intended to facilitate the pronunciation of Farsi words; they are *not* meant to provide comparable phonetic notations between Farsi and English letters. So, you may encounter times when some of the letters in Farsi have been transliterated differently in different words. For instance, you may find the letter **heh** ه at the end of Farsi words transliterated as **e**, **eh**, and sometimes **a**, a reflection of its varying pronunciations. Use the accompanied audio disc when you are not sure about a certain pronunciation.
- As you will see in the chapters, in Farsi writing, there are three short vowels which are generally not written, but are pronounced. Hence, the reader has to guess the sound of these vowels by recognizing the whole word rather than breaking down the word into its vowels and consonants. Some Farsi instructional books use diacritics for the missing vowels to jump-start new learners. I chose not to use this method for pedagogical reasons. Although in the beginning it may be a bit more difficult to read a Farsi word in this book, later you will come to appreciate not having had the aid of those diacritics, for two good reasons. First, in real life, nobody uses these diacritics. You will never find a real Farsi book, magazine, or Internet site that uses them on words. So, if you were to rely on these aids, later you would come to a complete stop at the point when you needed to switch to real use of real language. Second, as I mentioned previously, language learning is both a bottom-up and a top-down process. New learners, of course, need to know the letters in order to read and write words in a new language (a bottom-up process). However, and at the same time, beginners have to be guided to see the larger picture—words and phrases. Avoiding the use of diacritics, as we do in *Farsi for Beginners*, encourages you toward a global (top-down) view of language that facilitates a natural and uninterrupted way of reading.

# Transliteration Conventions

In order to facilitate independent reading, transliterations have been used to help new Farsi learners get an idea on how to pronounce the words and sentences in this book. Transliteration can never replace actual pronunciation of utterances. Use the accompanied audio disc when you are not sure about a certain pronunciation. Also, transliteration is only a convention. That is, while the transliteration system used in this book is very consistent, other Farsi instructional materials may choose different methods to transcribe the sound of words. Finally, transliterations are meant to provide comparable phonetic notations between Farsi and English phonemes (the sound of letters). So, you may encounter times when some of the Farsi letters have been transliterated differently in different words as a reflection of its varying pronunciations.

Transliteration	Sound and example (based on English sounds)
a	“a” as in “bad”
ā	“a” as in “tall”
b	“b” as in “boy”
p	“p” as in “pen”
t	“t” as in “tree”
s	“s” as in “sand”
j	“j” as in “jam”
ch	“ch” as in “China”
h	“h” as in “home”
kh	“j” in “Jaime,” as pronounced in Spanish
d	“d” as in “dog”
z	“z” as in “zoo”
r	“r” as in “rich”
zh	“g” as in “general,” as pronounced in French
sh	“sh” as in “short”
gh	“r” in “Rome,” as pronounced in French
f	“f” as in “fan”
c	“c” as in “cat”
g	“g” as in “good”
l	“l” as in “language”
m	“m” as in “mother”
n	“n” as in “nice”
o	“o” as in “home”
oo	“oo” as in “pool”
e	“e” as in “bed”


<b>i</b>	“i” as in “bid”
<b>ee</b>	“ee” as in “been”
<b>eh</b>	“et” as in “gourmet”

# Farsi Scripts


There are 32 letters in the Farsi alphabet. Farsi is written in script, in that most letters connect to other letters. These letters have four forms which are called initial, medial, final, and independent. There are seven letters which never connect to any subsequent letter. These letters have only two forms. In each chapter you will learn part of the Farsi alphabet in more details. You will have plenty of time and ways to practice the letters in each form and within words. However, if you are a type of learner who prefers to know the alphabet before starting to learn words and sentences, you can study the following table to get acquainted with the Farsi alphabet system first.

Name of the letter	Letter position			
	final	middle	initial	independent
alef	ا			ا
be	ب	ب	ب	ب
pe	پ	پ	پ	پ
te	ت	ت	ت	ت
se	ث	ث	ث	ث
jim	ج	ج	ج	ج
che	چ	چ	چ	چ
he	ح	ح	ح	ح
khe	خ	خ	خ	خ
dāl	د			د
zāl	ذ			ذ
re	ر			ر

ze	ز			ز
zhe	ژ			ژ
sin	س	س	س	س
shin	ش	ش	ش	ش
sād	ص	ص	ص	ص
zād	ض	ض	ض	ض
tā	ط	ط	ط	ط
zā	ظ	ظ	ظ	ظ
eyn	ع	ع	ع	ع
gheyn	غ	غ	غ	غ
fe	ف	ف	ف	ف
ghāf	ق	ق	ق	ق
kāf	ک	ک	ک	ک
gāf	گ	گ	گ	گ
lām	ل	ل	ل	ل
mim	م	م	م	م
nun	ن	ن	ن	ن
vāv	و			و
he	ه	ه	ه	ه
ye	ی	ی	ی	ی







In this chapter, you will learn the customs of greetings in Iranian culture. You will also learn some Farsi letters and also become familiar with how to conjugate the verb (*to be*) **boodan** بودن.



## 1.1 Conversation

### **Didār bā rahmatihā**

دیدار با رحمتی ها

*Meeting the Rahmatis*



Daniel Paradise is traveling to Iran with his Iranian wife, Nasrin Rahmati, and their child, Sara, to visit his wife's family in Iran and to do some sightseeing. Nasrin's parents and their son, Farzad, have come to the airport to welcome them. Listen to the conversation first. Then replay the audio, this time reading along with the text below.

NASRIN:

**Salām māmān joon\*.**

سلام مامان جون\*.

*Hello my dear Mama.*

MRS. RAHMATI:

**Salām dokhtaram.**

سلام دخترم.

*Hello my daughter.*

NASRIN:

**Delam barāt\* tang shodeh bood.**

دلم برات\* تنگ شده بود.

*I missed you. (Literally: "My heart had become narrow for you.")*

NASRIN:

**Bābā koo? Farzād kojāst?**

بابا کو؟ فرزاد کجاست\*؟

*Where is Daddy? Where is Farzad?*

MRS. RAHMATI:

**Ānhā dārand miānd\*.**

آنها دارند میاند\*.

*They're coming.*

NASRIN:

**In Dānieleh\*.**

این دانیله\*.

*This is Daniel.*

MRS. RAHMATI:

**Salām. Hāle shomā khoob ast?**

سلام. حال شما خوب است؟

*Hello. How are you?*

DANIEL:

**Man khoobam\*.**

من خوبم\*.

*I'm well.*

MRS. RAHMATI:

**In Sārāeh\*?**

این سارائه\*؟

*Is this Sara?*

NASRIN:

**Āreh, fārsi harf mizaneh\*.**

آره، فارسی حرف میزنه\*.

*Yes, she speaks Farsi.*

MRS. RHAMATI:

**Ghorboonet\* beram Sārā joon.**

قربونت برم\* سارا جون.

*I adore you, dear Sara. (Literally: "I die for you, dear Sara.")*

SARA:

**Salām, mādar bozorg.**

سلام مادر بزرگ.

*Hello, Grandma.*



As explained in the Introduction, the following table provides alternative forms of formal and colloquial words used in the Conversation. The colloquial forms (محاوره ای *mohāverei*) have been marked with an asterisk (\*). While reading the Conversation, consider the context in which a colloquial word has been used (usually denoting a very close relationship, or that the conversational partners are of the same age). Then, study the formal forms (رسمی *rasmi*) to become familiar with the way you would speak to a person formally, or would find that word in printed materials, for example, in a Farsi book or a newspaper.

Formal	رسمی	Colloquial*	محاوره ای*	Meaning
māmān jān	مامان جان	māmān joon	مامان جون	dear Mom
barāye to	برای تو	barāt	برات	for you
Kojā ast?	کجا است؟	Kojāst?	کجاست؟	Where is it/he/she?
miāyand	میایند	miānd	میاند	they come
Dāniel ast?	دانیال است؟	Dānieleh?	دانیاله؟	Is [this] Daniel?
Khoob hastam	خوب هستم	Khoobam	خوبم	I am good
Sārā hast?	سارا هست؟	Sārāeh?	سارائه؟	Is [this] Sara?
harf mizanad	حرف میزند	harf mizaneh	حرف میزنه	speaks
Ghorbāne to beravam	قربان تو بروم	Ghorboonet beram	قربونت برم	I adore you, I would die for you



### 1.3 Let's Talk

In Farsi, there is a class of pronouns that attach themselves to a noun and very often make these nouns possessive. These are the endings to use for different persons.

Person	Singular	Plural
1st	-am م	-emān مان
2nd	-at ت	-etān تان
3rd	-ash, -esh ش	-eshān شان

For instance, in the Conversation, Mrs. Rahmati told her daughter, Nasrin, **Salām dokhtaram** سلام دخترم. (Hello, my daughter). Here **-am** م functions as *my* in English. Accordingly, if she wanted to say *your daughter*, then she would say, **dokhtarat** دخترت. And, for *their daughter*, she would say **dokhtareshān** دخترشان.

Like other languages, there are a variety of ways in which you can ask “How are you?” in Farsi. Mrs. Rahmati used a very formal way of presenting this question to Daniel, whom she was seeing for the first time, by saying, **Hāle shomā khoob ast?** حال شما خوب است؟

Here are other ways of asking “How are you?” in different contexts:

Context	Transliteration	Farsi	Meaning
	Shomā khoobid?	شما خوبید؟	Are you (formal) well?

With a stranger or an older person	<b>Khoob hastid?</b>	خوب هستید؟	<i>Are you (formal) well?</i>
	<b>Khoobid?</b>	خوبید؟	<i>Are you (formal) well?</i>
	<b>Chetor hastid?</b>	چطور هستید؟	<i>How are you (formal)?</i>
With a friend or same age relative	<b>Khoob hasti?</b>	خوب هستی؟	<i>Are you (informal) well?</i>
	<b>Khoobi?</b>	خوبی؟	<i>Are you (informal) well?</i>
	<b>Chetori?</b>	چطوری؟	<i>How are you (informal)?</i>

### ■ Try It

Now let's practice a bit with what you have learned so far. Imagine you are greeting people in different situations. Read and repeat to yourself the following sentences. The letters in shade show the bound pronouns. Can you recognize which person they refer to?

**a. Dokhtarat khobeh?**

دخترت خوبه؟

*Is your daughter well? (Very informal, used among close friends)*

**b. Pesaretān khobeh?**

پسرتان خوبه؟

*Is your son well? (Formal, used to show respect toward an older person)*

**c. Bābāhāyetān khoob hastand?**

باباهایتان خوب هستند؟

*Are your fathers well? (Formal, one probably would use this in formal writings)*

**d. Mādar bozorgesh chetoreh?**

مادربزرگش چطوره؟

*How's his/her grandma? (Informal, used among friends)*

**e. Hāleh māmān o bābāt khoobeh?**

حال مامان و بابات خوبه؟

*Are your mom and dad well? (Informal, used among friends)*

**f. Chetori Farzād?**

چطوری فرزاد؟

*How are you, Farzad? (Informal, used among friends)*



## ■ The Farsi Alphabet

Farsi is written from right to left. There are 32 letters in the Farsi alphabet. Farsi is written in script, in that most letters connect to other letters. Of the 32 letters, 25 connect to both the previous and subsequent letters. These letters have four forms which are called initial, me-dial, final, and independent. There are seven letters which never connect to any subsequent letter. These letters have only two forms, initial, and final.

Don't be intimidated in thinking that you cannot learn so many forms of letters. As you will see in this chapter as well as in the subsequent chapters, different forms of each letter look very similar, so they are easy to recognize. And also, there is a specific pattern for how different forms of the letters are written. Let's start by learning a few of these letters.



### 1.4 The Letters *Alef*, *Lām*, *Sin*, and *Mim*

(CD – Chapter 1, sounds of letters and words)

## ■ The letter *alef* | or |

The letter **alef** is one of those letters which only connects to letters preceding it, and not following it. If **alef** is the first letter in a word, then it stands alone. As such, **alef** has only two forms, an initial form for when it begins a word, and a final form for when there is another letter prior to it. **Alef** can be pronounced in two main ways in Farsi. First, like the short “a” in the English word “man.” Second, as a Farsi long “ā,” like in the English word “tall.”

Here are the forms for **alef** with a short “a”:


Position	Form	As in	Pronounced	Meaning
Initial	ا	است	ast	is
Final	ا	بابا	bābā	father

The **alef** with a long **ā** is called **ā bā kollāh** (“the **ā** with the hat”). While its initial form is an **alef** with a line above it, its final form is the same as a normal **alef**.



Position	Form	As in	Pronounced	Meaning
Initial	آ	آره	āreh	yes
Final	ا	مادر	mādar	mother
Independent	ا	سارا	Sārā	Sara

Let's practice writing the letter **alef** on the following lines. Don't forget to write from right to left!



Now, let's learn some more of Farsi letters. At this point, we are mostly concerned with the shapes and sounds of the letters. While you are reading this section, remember to:

1. Pay attention to the forms of each letter as it is written in different places in a word. At least one part of each letter will remain unchanged regardless of the form.
2. Write the different forms of the letters on the lines provided.
3. Listen to the audio for the pronunciation of each word in the following tables. Then replay the audio, this time reading along with the words.

### ■ The letter **lām** ل

The letter **lām** is pronounced like the “l” in the English word “language.” The following table shows the different forms of the letter **lām** ل. Learn the letter, practice the pronunciation, and remember the meaning of each word.

Position	Form	As in	Pronounced	Meaning
Initial	ل	لب	lab	lips
Medial	ل	قلب	ghalb	heart
Final	ل	گل	gol	flower
Independent	ل	پول	pool	money
<b>Lām</b> followed by <b>alef</b>	لا or لا	سلام	salām	hello

Now practice writing the four forms of the letter **lām** ل.



### ■ The letter mim م

The letter **mim** م is pronounced like the “m” in the English word “mother.” The following table shows the four forms of the letter **mim** م. Learn the letter, practice the pronunciation, and remember the meaning of each word.

Position	Form	As in	Pronounced	Meaning
Initial	م	من	man	I
Medial	م	بمن	beman	to me
Final	م	دلم	delam	my heart
Independent	م	سلام	salām	hello

Now practice writing the four forms of the letter **mim** م.

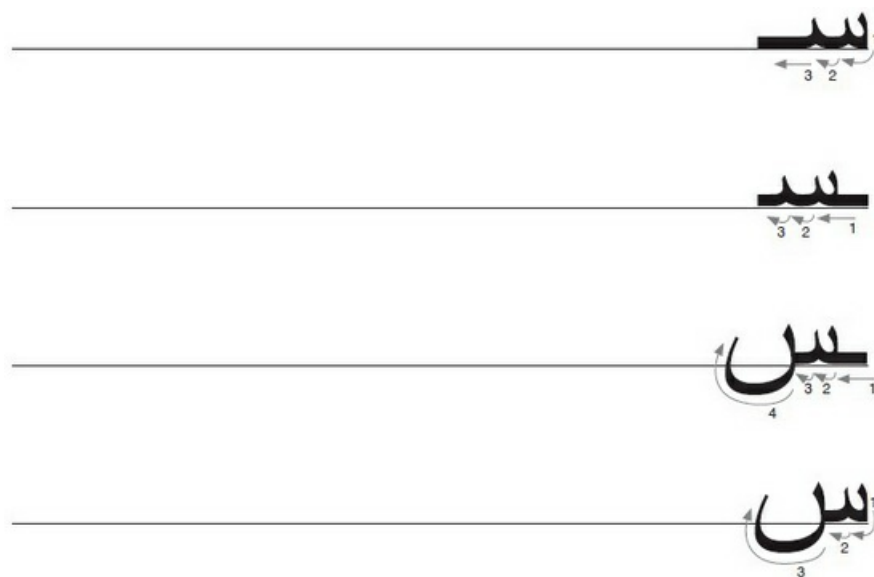


### ■ The letter sin س

The letter **sin** س is pronounced like the “s” in the English name “Sam.” The following table shows the four forms of the letter **sin** س. Learn the letter, practice the pronunciation, and remember the meaning of each word.

Position	Form	As in	Pronounced	Meaning
Initial	س	سلام	salām	hello
Medial	سد	پسر	pesar	boy/son
Final	سس	حس	hes	sense
Independent	سس	ترس	tars	fear

Now practice writing the letter **sin** س in its four forms.



### 1.5 Let's Write

Now let's learn how to connect the letters you have learned thus far together in order to form words. For example, if we want to connect **alef** ا and **sin** س in that order, **alef** uses its initial form and **sin** uses its independent form, giving us اس, because **alef** does not connect to the letter that comes after it, and as **sin** is the last letter. However, if we reverse the order, then **sin** uses its initial form and **alef** uses its final form, giving us سا.

In the following exercise, reproduce the different combinations of the letters **alef**, **lām**, and **sin**. Writing Farsi words over and over is the best way to learn and remember the way words are written, so that your Farsi writing skills become strong. Note that the following words may not have any particular meanings. We just want you to learn the ways Farsi letters are combined together.

	Order of letters	Independent forms	As words
1	alef + lām + sin	ا ل س	الس
2	alef + sin + lām	ا س ل	اسل
3	lām + sin + alef	ل س ا	لسا

4	lām + alef + sin	ل ا س	لاس
5	sin + lām + alef	س ل ا	سلا
6	sin + alef + lām	س ا ل	سال

If you remember, when **lām** is followed by **alef**, as in the case of numbers 4 and 5, the letters take the forms لا or لا .



**1.6 Cultural Insight**

**Delam barāt tang shodeh bood**

دلم برات تنگ شده بود

*I missed you.* (Literally: “My heart had become narrow for you.”)

Farsi is riddled with emotional expressions which may seem like hyperbole to outsiders. For instance, Farsi speakers frequently use the word **jān** جان or its informal form **joon** جون (translated literally as “life force” or “soul”) toward one another to display intimacy and closeness. Most phone calls, letters, and emails to friends, relatives, and acquaintances open with the name of the receiver plus the word **jān** جان, for example, **Sara jān** سارا جان (literally: “my life, Sara”).



In the Conversation section, Nasrin used many expressions to show emotional closeness to her mother. First, she used the word **joon** جون in the phrase **Salām māmān joon** مامان جون سلام (*Hello, dear Mama*) to greet her mother. Later, she told her mother **Delam barāt tang shodeh bood** دلم برات تنگ شده بود (literally: “My heart had become narrow for you”) to convey that she had missed her mother, Mrs. Rahmati. Similarly, Mrs. Rahmati used the expression **Ghorboonet beram Sārā joon** قربونت برم سارا جون (literally: “I would die for you, dear Sara”) to express that she was very excited to see her granddaughter. In Farsi, these expressions are used frequently among intimates to display endearment and show affection, especially among females.



**1.7 Vocabulary**

(CD – Chapter 1, vocabulary)

In this section, read the words in Farsi and memorize their meanings. Then play back the audio and check your pronunciation. You can use this section for a reference if you have a question about the meaning of the words in the Conversation section.

Transliteration	Farsi	Meaning
salām	سلام	hello
mādar/māmān	مادر/مامان	mother/mommy
jān/joon	جان/جون	dear
dokhtar	دختر	daughter
del	دل	heart
tang/del tang shodan	تنگ/دل تنگ شدن	narrow/to miss someone
pedar/bābā	پدر/بابا	father/daddy
ānha	آنها	they
kojā/koo	کجا/کو	where
in	این	this
hāle shomā chetoreh?	حال شما چگونه؟	how are you?
shomā	شما	you (formal)
khoob	خوب	well/good
man	من	I
āreh	آره	yes
harf-zadan	حرف زدن	to speak
mādar bozorg	مادر بزرگ	grandma

### 1.8 Grammar Point: The verb (to be) boodan

While reading the Conversation, you might have wondered why the counterpart of the English verb “is” in Farsi (**ast** است) had different forms in different places. For instance, when Nasrin introduced her husband to her mom, she said, **In Dānieleh** این دانیله (*This is Daniel*). In another place, Nasrin asked her mom, **Farzād kojāst?** فرزاد کجاست? (*Where is Farzad?*).

Like English, Farsi also uses both full and contracted forms of the verb to be. In English, we can say, “I am happy,” “Jane is beautiful,” and “You are smart,” or we can contract the verb and say, “I’m happy,” “Jane’s beautiful,” and “You’re smart.” In the same way, Nasrin used contracted forms of the *be*-verb.

Like most Indo-European languages, Farsi verbs are conjugated. Conjugation means that speakers attach endings to verbs that provide information about the person, number, and tense of a verb. In Farsi, very often pronouns are omitted from sentences because the verb endings imply the pronoun.

The following table shows the present tense conjugation of the full and contracted forms of the verb **boodan** (*to be*).

Full/Contracted form	Example
<b>hastam/am</b> ( <i>I am</i> )	<b>khoob hastam/khoobam</b> ( <i>I am well.</i> ) خوب هستم/خوبم
<b>hasti/i</b> ( <i>you are</i> )	<b>Dāniel hasti/Dānieli?</b>

	(Are you Daniel?)	
<b>hast/ast/eh</b> ( <i>he/she/it is</i> )	<b>Kojā hast/kojāst/kojāeh?</b> (Where is he/she/it?)	کجا هست   کجاست   کجانه؟
<b>hastim/im</b> ( <i>we are</i> )	<b>Del tang hastim/del tangim</b> (We are heavy-hearted)	دل تنگ هستیم   دلتنگیم
<b>hastid/id</b> ( <i>you all are</i> )	<b>Chetor hastid/chetorid?</b> (How are you?)	چطور هستید؟   چطورید؟
<b>hastand/and</b> ( <i>they are</i> )	<b>Ānhā khāneh hastand/ānha khāneānd</b> (They are home)	آنها خانه هستند   آنها خانه اند

### boodan (*to be*)

English	Farsi	Example
<i>I am</i>	<b>hastam</b>	<b>khoob hastam</b> خوب هستم ( <i>I am well.</i> )

**Hast** is the present tense stem of the verb **boodan**. The endings **-am**, **-i**, **-im**, **-id**, and **-and** have been added to the stem to include information about different persons and numbers. Remember these endings, because this is all you need to know to conjugate nearly all Farsi verbs in the present tense.

You may have also noticed that the third person singular form of the verb **boodan** has two contracted forms, **-ast** and **-eh**. Unlike English, Farsi does not have a gender marking for the third person, such as *he*, *she*, and *it*, and as such, the difference between **hast** and **-ast** is not of the gender of the speaker. **Hast** is often used to emphasize the existence of something.



### 1.9 Poem

(CD – Chapter 1, literature)

When Muslim Arabs conquered the Persian Empire in 644 ad, many words of Arabic origin found their way into Farsi. In fact, modern Farsi script is an adaptation of the Arabic script. One of the greatest Persian poets, Ferdowsi (935–1020 ad) is famous for his exclusive use of Farsi (i.e., non-Arabic) words in his poetry. His great epic is called *Shahnameh* (“The Book of the Kings”). Most school textbooks in Iran start with the following poem from Ferdowsi.

### Tavanā bovad harke dānā bovad

توانا بود هرکه دانا بود

### Ze dānesh dele pir bornā bovad

ز دانش دل پیر برنا بود

*The wise person is also an able person*

*From wisdom an old heart turns to young*

### 1.10 Exercises

1. How many letters are there in the Farsi alphabet?  
\_\_\_\_\_

2. What are the four forms of the Farsi letters? Write all the forms for the letter **sin**.  
\_\_\_\_\_

3. What do the words **Dāniel joon** دانیال جون mean?  
\_\_\_\_\_

4. Draw lines on a piece of paper and copy the following letters several times. Make sure you write the letters exactly the same way as below.



5. Connect the following letters to create words, then write down their transliterations. Remember that the letter **alef** can only connect to the previous and not the following letter.

Example:

mā ما = ا + م

- a. \_\_\_\_\_ م + س
- b. \_\_\_\_\_ م + ل
- c. \_\_\_\_\_ ا + ل
- d. \_\_\_\_\_ ل + ا + س
- e. \_\_\_\_\_ م + ل + س
- f. \_\_\_\_\_ ل + ا + م

6. How do you say “How are you?” in Farsi, both formally and informally?  
\_\_\_\_\_  
\_\_\_\_\_

7. Translate the following sentences from English into Farsi using transliteration. Refer to the Conversation and Vocabulary sections to find the right translation for each Farsi word.

Example:

*Hi Daddy.*

**Salām bābā.**

- a. Where is mother? \_\_\_\_\_
- b. Dear grandmother \_\_\_\_\_
- c. Is this Daniel? \_\_\_\_\_
- d. My daughter speaks Farsi. \_\_\_\_\_
- e. Daniel and Sara are coming. \_\_\_\_\_









In this chapter, we will learn more new letters, and discuss personal and possessive pronouns in Farsi. We will also familiarize ourselves with some of the cultural issues regarding transportation in Iran.



## 2.1 Conversation



## Dar tāxi

در تاکسی

*In the taxi*

Listen to the conversation first. Then replay the audio, this time reading along with the text below. In this chapter, the Paradise family takes a cab from the airport to their hotel in the northern part of Tehran.

DANIEL:

**Nasrin az oon\* tāxi bepors.**

نسرین از اون\* تاکسی بپرس.

*Nasrin, ask that taxi.*

NASRIN:

**Āghā in tāxi khālieh\*?**

آقا این تاکسی خالیه\*؟

*Sir, is this taxi available? (Literally: "Is this taxi empty?")*

DRIVER:

**Baleh khānoom, biāeed bālā.**

بله خانم، بیایید بالا.

*Yes ma'am, get in. (Literally: "Come up.")*

NASRIN:

**Sārā jān, to dar rā bāz kon.**

سارا جان، تو در را باز کن.

*Dear Sara, open the door.*

SARA:

**Māmān man dastam bandeh\*.**

مامان من دستم بنده\*.

*My hands are full.*

DRIVER:

**Shomā kojā mirid\*?**

شما کجا میرید\*؟

*Where are you going?*

NASRIN:

**Mā rā be hotel Homā bebareed.**

ما را به هتل هما ببرید.

*Take us to Hotel Homa.*

(Some time later, the Paradise family reaches their destination)

DANIEL:

**Merci mā injā piādeh mishim.\***

مرسی ما این جا پیاده میشیم.\*

*Thank you. We'll get out here.*

NASRIN:

**Che ghadr taghdim konam?**

چه قدر تقدیم کنم؟

*How much can I offer you?*

DRIVER:

**Befarmāeed, ghābel nadāreh\*.**

بفرمایید، قابل نداره.\*

*Please, it's not worth mentioning.*

NASRIN:

**Khāhesh mikonam, befarmāeed.**

خواهش می‌کنم، بفرمایید.

*Please, tell me.*

DRIVER:

**Si hezār toman misheh\*.**

سی هزار تومن می‌شه.\*

*It's thirty thousand tomans.*

NASRIN:

**Dāniel to pool dāri?**

دانیل، تو پول داری؟

*Daniel, do you have the money?*

DANIEL:

**Anām ham be oo bedam\*?**

انعام هم به او بدم\*؟

*Should I give him a tip?*

NASRIN:

**Agar doost dāri.**

اگر دوست داری.

*If you like.*

DANIEL:

**Khedmate shomā.**

خدمت شما.

*Here you are.*

DRIVER: **Merci, be shomā khosh begozarad.**

مرسی، به شما خوش بگذرد.

*Thank you. Have a nice stay.*

DANIEL:

**Khodāhāfez.**

خداحافظ.

*Goodbye.*



## 2.2 Formal vs. Colloquial: Words from the Conversation

The colloquial forms of the words (محاورة ای **mohāverei**) in the Conversation have been marked with an asterisk (\*). While reading the conversation, consider the context in which a colloquial word has been used. Then, study the formal forms (رسمی **rasmī**) to become familiar with the way you would address a person formally, or would find that word in a Farsi book or a newspaper.

Formal	رسمی	Colloquial*	محاورة ای*	Meaning
ān	آن	oon	اون	that
khāli ast	خالی است	khālieh	خالیه	is empty
band ast	بند است	bandeh	بنده	is full/tied up
miravid	میروید	mirid	میرید	you go (pl.)
piādeh mishavim	پیاده میشویم	piādeh mishim	پیاده میشیم	we will get out
Ghābel nadārad	قابل ندارد	Ghābel nadāreh	قابل نداره	It is not worth mentioning
mishavad	میشود	misheh	می شه	will become
bedaham	بدهم	bedam	بدم	I give



## 2.3 Let's Talk

As in English, there are four types of demonstrative adjectives in Farsi. These are **ān** آن (*that*), **in** این (*this*), **ānhā** آنها (*those*), and **inhā** اینها (*these*). Also, as we learned in the last section, Farsi speakers often colloquially use the term **oon** اون instead of **ān** آن (*that*). For example, in the Conversation section, Daniel said,

**Nasrin az oon tāxi bepors.** نسرین از اون تاکسی بپرس. (*Nasrin, ask that taxi*).

Now let's build some Farsi phrases, using demonstrative pronouns with the words you have learned so far. Read and repeat to yourself the following sentences. The shaded letters show the demonstrative pronouns.

a. **in āghā**

این آقا

*this man*

b. **ān hotel**

آن هتل

*that hotel*

c. **in khānoom**

این خانوم

*this woman*

d. **ānhā khaliānd**

آنها خالیند

*those are empty*

e. **Inhā misheh si hezar tomān.**

اینها میشه سی هزار تومان

*These will be thirty thousand tomans.*

f. **In daro bāz kon.**

این در رو باز کن.

*Open this door.*

Some Farsi pleasantries are very difficult to translate into English. They have to be learned as they are. Let us study some of them to see what they mean and how they can be used in different circumstances.

i. **taghdim kardan** تقدیم کردن

This expression can have a wide range of meanings, such as to offer, present, pay, and bring. It usually means, "I will deliver or give something to you with pleasure." For instance, Nasrin said to the taxi driver, **Che ghadr taghdim konam?**

چه قدر تقدیم کنم؟ *How much can I offer you?*

## ii. ghābel nadāshtan قابل نداشتن

This expression is similar to the English phrase *Don't mention it*. You would use it in places where you do not want to give someone a bad feeling because you helped them, offered to do them a favor, or gave them money or a gift. For instance, in the conversation, when Nasrin wants to pay for the ride, the taxi driver says, **Befarmāeed, ghābel nadāreh.** بفرمایید، قابل نداره. *Please, it is not worth mentioning.*

Did you notice that in the conversation, both Daniel and the taxi driver used the French word **merci** مرسی to say *thank you*? In fact there are many French loanwords which have found their way into modern Farsi. These words are usually used by middle and upper-class people in the capital Tehran or big urban areas.



## 2.4 The Letters **Jim**, **Che**, **Heh**, and **Khe**

Now, we will learn four new letters. These letters are very similar in form. In fact, their only difference is whether they have dots, and the placement of these dots if they have them.

### ■ The letter **jim** ج

The letter **jim** ج is pronounced like the “j” in the English word “jam.” The following table shows the different forms of the letter **jim** ج. Learn the letter, and practice the pronunciation, and remember the meaning of each word.

Position	Form	As in	Pronounced	Meaning
Initial	ج	جا	jā	place
Medial	ج	کجا	kojā	where
Final	ج	لج	laj	grudge
Independent	ج	تاج	tāj	crown



### ■ The letter **che** چ

The letter **che** چ is pronounced like the “ch” in “China.” The following table shows the different forms of the letter **che** چ. Learn the letter, practice the pronunciation, and remember the meaning of each word.



Position	Form	As in	Pronounced	Meaning
Initial	چ	چه	che	what
Medial	چ	کچل	kachal	bald
Final	چ	میچ	moch	wrist
Independent	چ	پارچ	pārch	jar

### ■ The letter heh ح

The letter **heh** ح is pronounced like the “h” in the English word “home.” Pay attention that this letter does not have any dots, either above or under it. The following table shows the different forms of the letter **heh** ح . Learn the letter, practice the pronunciation, and remember the meaning of each word.

Position	Form	As in	Pronounced	Meaning
Initial	ح	حالا	hālā	now
Medial	ح	سحر	sahar	dawn
Final	ح	صبح	sobh	morning
Independent	ح	شرح	sharh	description


### ■ The letter khe خ

The letter **khe** خ does not have a counterpart in the English alphabet, and is often difficult for English speakers to pronounce. The sound is similar to the sound of the letter “j” in the Spanish name “Juan.” For transliteration purposes, we have shown this letter as “kh.” Listen to the recordings and try to imitate the sound of the letter **khe** خ as well as you can. The following table shows the different forms of the letter **khe** خ . Learn the letter, practice the pronunciation, and remember the meaning of each word.

Position	Form	As in	Pronounced	Meaning
Initial	خ	خدا	khodā	God
Medial	خ	سخت	sakht	hard
Final	خ	میخ	mikh	nail
Independent	خ	شاخ	shākh	horn

Now practice writing the letter **heh** ح first, and then add dots to convert **heh** ح into **jim** ج, **che** چ, and **khe** خ.





## 2.5 Let's Write

In this chapter, we learned four new letters which looked very similar in form. Now let's combine these letters with other letters you learned in the previous chapter to create words in Farsi. The following table consists of three columns. From right to left (in the Farsi way), the first column shows the letters we want to combine in their independent forms. The second column shows what form each letter should have based on its placement in the word. Finally, the third column indicates how the actual Farsi word looks when these letters are connected. Note that the following words may not have any particular meanings. We just want to learn how to write Farsi letters and words.

Words	Letters in proper position	Letters in independent form
حس	ح س	ح س
مچ	م چ	م چ
ماچ	م ا چ	م ا چ
مجسم	م ج س م	م ج س م
لجام	ل ج ا م	ل ج ا م
چال	چ ا ل	چ ا ل

Now, fill in the last column of the following table with the letters provided.

Words	Letters in proper position	Letters in independent form
a.	خ ج ل	خ ج ل
b.	ل ج ا ج	ل ج ا ج
c.	چ ا ل	چ ا ل
d.	م ح ل	م ح ل
e.	ل ح م	ل ح م

From now on, we will replace some of the important words with their actual Farsi words within the English texts. The idea is to encourage you, one step at a time, to build up your reading ability in Farsi. First you will see an English word in italics. That word is followed by parentheses. Inside the parentheses, first you see a transliteration of that word in Farsi and then the same word using Farsi script. Remember how that word is pronounced and written. The next instances of that word in the same text will only show the Farsi script (without any transliteration or English meaning).

## 2.6 Cultural Insight

### Har mächini mitavānad yek tāxi bāshad.

هر ماشینی میتواند یک تاکسی باشد.

*Every car can be a taxi.*

In Iran, especially in the capital *Tehran* (**Tehrān** تهران), many private cars serve the function of taxis. Passengers hold up their hands in the main streets to show that they need a ride. Official taxis as well as private cars stop to amass *passengers* (plural **mosāferān** مسافران, singular **mosāfer** مسافر), sometimes as many as four to a car. Most cars only go in *direct* (**mostaghim** مستقیم) routes or between major landmarks in the cities, and as such shared rides become more manageable. However, **مسافران** very often need to take two or three rides in order to get to their destinations.

The *fare* (**kerāyeh** کرایه) can be relatively *cheap* (**arzān** ارزان) for these rides, and private drivers use the money to supplement their income while driving in the city. The official currency of Iran is called *rial* (**Riāl** ریال). However, as was mentioned in the Conversation, people frequently use the word *toman* (**Tomān** تومان) instead of **ریال**. Each **تومان** is equal to 10 **ریال**. There are other forms of taxis that are more similar to American taxis, which are called **ājānce** (from the French word **agence** which means **agency** in English, **آژانس**), and there are *phone taxis* (**tāxi telephoni** تاکسی تلفنی) which are called in advance to pick up passengers.



## 2.7 Vocabulary

In this section, read the words in Farsi and memorize their meaning. Then play back the audio and check your pronunciation. You can use this section as a reference if you have a question about the meaning of the words in the Conversation section.

Transliteration	Farsi	Meaning
bepors	بپرس	ask

Āghā	آقا	Mr., Sir
khāli	خالی	empty, available
Khanoom	خانم	Mrs., Mam
biāeed bālā	بیایید بالا	come up, get on
dar	در	door
baz kon	باز کن	open
Dastam bandeh.	دستم بنده	My hands are full
hotel	هتل	hotel
bebarid	ببرید	take (plural)
Merci	مرسی	Thank you
piādeh mishim	پیاده میشیم	we get off
che ghadr	چه قدر	how much
taghdim konam	تقدیم کنم	I offer
befarmāeed	بفرمایید	please/sit down/enter/say
Ghābel nadāreh	قابل نداره	It is not worth mentioning
khāhesh mikonam	خواهش می‌کنم	please/I ask
si	سی	thirty
hezār	هزار	thousand
misheh	می‌شه	it is
pool	پول	money
dāri	داری	you have
Anām bedam?	انعام بدم؟	Should I tip?
Dost dāri	دوست داری	you like
Khosh begozarad	خوش بگذرد	Have fun; Have a nice stay
Khodāhafez	خداحافظ	Goodbye

### 2.8 Grammar Point: Personal Pronouns

In the Conversation section, participants used different pronouns to address other people. The following table denotes subject personal pronouns in Farsi.

Singular pronouns		Plural pronouns	
man (I)	من	mā (we)	ما
to (you)	تو	shomā (you all)	شما
oo (he, she, it)	او	ānhā (they)	انها

The plural second person pronoun **shomā** شما (you all) is frequently used instead of the singular second person pronoun **to**

تو (*you*) to show respect. In the Conversation section, Daniel also used شما when he said to the taxi driver, **Khedmate shomā** خدمت شما (*Here you are*). Then, when the taxi driver addressed the Paradise family, he said, **Shomā kojā mirid** شما کجا میرید (*Where are you going?*). In this case, the use of شما is not just out of respect, but because the driver is addressing more than one person.

You should also note that there is no gender marking in Farsi. Therefore, the third person singular for a female, a male, or a subject pronoun is always او. Occasionally, Farsi speakers use the demonstrative adjective آن (*that*) instead of او to refer to an object.



## 2.9 Zabol masal (**Proverb**) of the Day

**Tārof āmad nayāmad dāreh.** تعارف آمد نیامد داره .

*The “tārof” may or may not come. (Tārof may be accepted or refused.)*



There is a complex cultural practice in Iran called **tārof** تعارف, which includes a host of pleasant-ries, acts of politeness, and formalities toward others. For instance, when two or more people are passing through a door, they offer to the other person the chance to enter first by saying **Avval shomā** اول شما (*You first*) or **Shomā befarmāeed** شما بفرمایید (*Please, you enter*). Furthermore, it is considered very disrespectful to accept food, drink, money, or help from others upon first offer. Customarily, one has to refrain from accepting an offer until it is extended at least twice, and sometimes even several times.

In the Conversation section, when Daniel offered to pay for the cab ride, the taxi driver responded by saying **Befarmāeed ghābele shomāro nadāreh** بفرمایید، قابل شمارو نداره (*Please, it is not worth mentioning*). The taxi driver’s response is an act of **tārof** تعارف. Almost all taxi drivers will refuse to accept money upon first offer, and all passengers know that they have to insist in order to pay for the ride. However, in offering and refusing, sometimes one might, for example, offer politely to give his lunch to another person, expecting this offer to be refused. However, this polite تعارف gesture may be mistaken for a genuine offer and eventually accepted, leaving the person who offered the food without lunch. People use the expression **Tārof āmad nayāmad dāreh** تعارف آمد نیامد داره to caution others not to insist *too* much about something they do not really mean to offer, but are just trying to be polite about.

## 2.10 Exercises

1. Find and write down the personal pronouns in the Conversation section, using Farsi script.

2. What are the various forms of the pronoun “you” in Farsi, and what are their differences?

3. Read the following words out loud and check your pronunciation against the Conversation section of the CD.

a. **Khānoom**

b. **Khāli**

c. **Khāhesh mikonam**

d. **Khedmat**

e. **Khosh begozarad**

f. **Khodā hāfez**

4. You already know all the letters used to construct the following combinations. Try to guess how they should be pronounced by writing down their transliterations.

Example: سم

Answer : sam

a. \_\_\_\_\_ حال

b. \_\_\_\_\_ جسم

c. \_\_\_\_\_ جام

d. \_\_\_\_\_ خم

e. \_\_\_\_\_ مال

f. \_\_\_\_\_ سال

g. \_\_\_\_\_ سمج

h. \_\_\_\_\_ خام

i. \_\_\_\_\_ مخ

j. \_\_\_\_\_ چال

Responses to writing practice in section 2.5:

Words

a. خجل

b. لجاج

c. چال

d. محل

e. لحم



Māmān  
joon salām.  
Nasrinam.

Salām  
dokhtaram.  
Residid hotel?

Āreh.  
Hamin alān  
residim.

Bekhodā  
nabāyad  
miraftid hotel.



Injoori  
hamamoon  
rāhat-tarim.

Barnāmatoon  
barāye fardā chieh?

Mikhāhim  
barāye shām  
mozāhemetoon  
beshim.

Ghadametoon  
rooyeh cheshm.




Na yek ājānce  
migirim.

Bāsheh.  
Khodāfez.

Mikhāhee  
māchin bābāto  
dāshteh bāshee?

Faghat zood  
biāeed.




In this chapter, we will learn more new letters and learn about short and long vowels in Farsi. In the Grammar section, we will learn how to form *wh*-questions in Farsi. And, we will discuss expressions and customs regarding phone conversations in Iranian culture.



### 3.1 Conversation





## Barnāmehrzie shām

برنامه ریزی شام

*Arranging a dinner party*

Listen to the conversation first. Then replay the audio, this time reading along with the text below. In this chapter, Nasrin calls her mom from her hotel room to ask to have dinner at her place. Mrs. Rahmati suggests to invite her other daughter, Manijeh, and her kids to the dinner party.

NASRIN:

**Māmān joon\* salām. Nasrinam\*.**

مامان جون\* سلام. نسرينم\*.

*Hello, dear Mommy. It's Nasrin.*

MRS. RAHMATI:

**Salām dokhtaram. Residid hotel?**

سلام دخترم. رسيديد هتل؟

*Hello my daughter. Did you arrive at the hotel?*

NASRIN:

**Āreh. Hamin alān residim.**

آره. همين الان رسيديم.

*Yes, we just got there.*

MRS. RAHMATI:

**Bekhodā nabāyad miraftid hotel.**

بخدا نبايد ميرفتيد هتل.

*I swear, you shouldn't have gone to a hotel.*



NASRIN:

**Injoori hamamoon\* rāhat-tarim\*.**

اینجوری هممون راحتتریم.

*Everyone's more comfortable this way.*

MRS. RAHMATI:

**Barnāmatoon\* barāye fardā chieh\*?**

برنامه تون برای فردا چیه\*؟

*What's your plan for tomorrow?*

NASRIN:

**Mikhāhim barāye shām mozāhemetoon\* beshim\*.**

میخواهیم برای شام مزاحمتون بشیم.

*We want to trouble you for dinner.*

MRS. RAHMATI:

**Ghadametoon\* rooyeh cheshm.**

قدمتون روی چشم.

*You're most welcome. (Literally: "Your steps on my eyes.")*

MRS. RAHMATI:

**Mikhāhee māchin bābāto\* dāshteh bāshee?**

میخواهی ماشین باباتو داشته باشی؟

*Do you want to use your dad's car?*

NASRIN:

**Na, mozāheme kār o zendegitooon\* nemishim\*.**

نه، مزاحم کار و زندگیتون نمیشیم.

*No, we don't [want to] become burden to your life and work.*

MRS. RAHMATI:

**Behar hāl bābāt\* ke digeh\* kār nemikoneh\*.**

بهر حال بابات که دیگه کار نمیکنه.

*In any case, your dad is no longer working.*

NASRIN:

**Na yek ājānce migirim.**

نه یک آژانس میگیریم.

*No, we will get a taxi.*

MRS. RAHMATI:

**Mikhāi\* Manijeh inhā-ro\* ham davat konam?**

میخواهی\* منیژه اینها رو\* هم دعوت کنم؟

*Do you want me to invite Manijeh and her family?*

NASRIN:

**Ākheh\* digeh\* kheili sakhtetoon\* misheh\*.**

آخه\* دیگه\* خیلی سختتون\* میشه\*.

*But you are going to put yourself to too much trouble.*

MRS. RAHMATI:

**Na tāzeh Manizheh ham komakam mikoneh\*.**

نه تازه منیژه هم کمک میکنه\*.

*No, Manizheh can help me.*

NASRIN:

**To rā bekhodā khodet ro\* be zahmat nandāz\*.**

تو را بخدا خودت رو\* به زحمت ننداز\*.

*In God's name, do not put yourself to the trouble.*

MRS. RAHMATI:

**Na negarān nabāsh. Faghat zood biāeed.**

نه نگران نباش. فقط زود بیایید.

*No, don't worry. Just arrive early.*

NASRIN:

**Bāsheh\*. Khodāfez\*.**

باشه\*. خداافظ\*.

*Ok. Bye.*

MRS. RAHMATI:

**Khodāfez\* tā fardā.**

خداافظ\* تا فردا.

*Bye. See you tomorrow.*



### 3.2 Formal vs. Colloquial: Words from the Conversation

The colloquial forms of the words (محاوره‌های **mohāverei**) in the Conversation have been marked with an asterisk (\*). While reading the Conversation, consider the context in which a colloquial word has been used. Then, study the formal forms (رسمی **rasmi**) to become familiar with the way you would address a person formally, or would find that word in a Farsi book or a newspaper.

Formal	رسمی	Colloquial*	محاوره ای*	Meaning
māmān jān	مامان جان	māmān joon	مامان جون	dear Mom
Nasrin hastam	نسرین هستم	Nasrinam	نسرینم	I am Nasrin
hame-emān	همه امان	hamamoon	هممون	all of us
rāhat-tar hastim	راحتتر هستیم	rāhat-tarim	راحتتریم	We are more comfortable
barnāme-etān	برنامه اتان	barnāmatoon	برنامه تون	your plan
ch eh ast?	چه است؟	chieh?	چییه؟	What is it?
mozāhem-etān	مزاحم اتان	mozāhemetoon	مزاحمتون	your trouble
bashavim	باشویم	bashim	باشیم	we become
ghadame-tān	قدمتان	ghadametoon	قدمتون	your steps
bābāyat	بابایت	bābāt	بابات	your father's
bābāye torā	بابای تو را	bābāto	باباتو	your father's + ra (a proposition)
zendegi-etān	زندگیتان	zendegitoon	زندگیتون	your life
nemishavim	نمیشویم	nemishim	نمیشیم	we won't be
digar	دیگر	digeh	دیگه	no longer
kār nemikonad	کار نمیکند	kār nemikoneh	کار نمیکنه	does not work
mikhāhi	میخواهی	mikhāi	میخوای	do you want
rā	را	ro	رو	(a preposition)
sakhte-etan	سخت تان	sakhtetoon	سختتون	your hardship
mishavad	میشود	misheh	میشه	it becomes
komak mikonad	کمکم میکند	komak mikoneh	کمکم میکنه	he/she/it helps me
Zahmat nayandāz	زحمت نینداز	Zahmat nandāz	زحمت ننداز	Don't trouble yourself
Bāshad	باشد	Bāsheh	باشه	Let it be
khodāhafez	خداحافظ	khodāfez	خدافظ	bye



### 3.3 Let's Talk

From the Conversation, you might have noticed that the word **na** نه in Farsi means *no* in English. Similarly, in order to make a verb negative in Farsi, you just need to add the letter “n” ن to its beginning. For instance, Nasrin told Mrs. Rahmati, **Na, mozāheme kār o zendegitoon nemishim** نه، مزاحم کار و زندگیتون نمیشیم (*No, we don't [want to] become burden to your life and work*). First, there is the word **na**, and then the verb **nemishim** at the end of the sentence, which is constructed from **ne** and **mishim**. As you just learned in the above table, **mishim** is a colloquial way of saying **misahvim** (*we will be or we will become*). The **ne** makes this verb negative: **nemishim** or **nemishavim** (*we won't be or we won't become*).

Conversely, you can affirm an action or statement either by saying **āreh** آره or **baleh** بله (*yes*). For instance, Mrs. Rahmati asked her daughter, **Salām dokhtaram. Residid hotel?** سلام دخترم. رسیدید هتل؟ (*Hello my daughter. Did you arrive at the hotel?*). And Nasrin affirmed her mother's question by saying,

Āreh. Hamin alān residim آره همین الان رسیدیم (Yes, we just got there).

**Baleh** بله is a more polite way of saying yes. **Āreh** آره is reserved for informal conversations and among close relatives.

Now let's practice using **āreh**, **baleh**, and **na** with the words we have learned so far. Read and practice the following sentences.

a. **Residid be hotel?**

رسیدید به هتل؟

*Did you get to the hotel?*

**Na, hanooz naresidim.**

نه، هنوز نرسیدیم.

*No, we have not arrived yet.*

b. **Mikhāhid fardā bā ham shām bekhōrim?**

میخواهید فردا باهم شام بخوریم؟

*Do you want us to have dinner together tomorrow?*

**Baleh, kheili doost dāram.**

بله، خیلی دوست دارم.

*Yes, I would like it very much.*

c. **Mikhāi barāt ye tāxi begiram?**

میخواهی برات یه تاکسی بگیرم؟

*Do you want me to get a taxi for you?*

**Āreh, barām ye tāxi begir.**

آره، برام یه تاکسی بگیر.

*Yes, please get a taxi for me.*

 **3.4 Short and Long Vowels, and the Letters *Dāl* and *Zāl***

Farsi consists of six vowels. Three of these are considered long vowels, and three are considered short vowels. In Farsi, long vowels are written. However, short vowels are not written, but have to be guessed. In Chapter 1, we discussed one of the long vowels, **آ** ("ā"). The other two long vowels are **ی** and **و**.



## ■ The long vowel ie ی

The vowel **ie ی** is pronounced like the “ee” in the English word “been.” In the following table, you will learn different forms of the letter **ی**. Read and reexamine how this letter changes form depending on its place in a word. Note that in its initial and medial forms, this letter has two dots, but in the final and independent forms, it does not have any dots and it also changes shape.

Position	Form	As in	Pronounced	Meaning
Initial	ی	یاس	yās	<i>jasmine</i>
Medial	یا	بیا	biā	<i>come</i>
Final	ی	سی	si	<i>thirty</i>
Independent	ی	پری	pari	<i>fairy</i>

## ■ The long vowel u و

The vowel **u و** is pronounced like the “oo” in the English word “pool.” Like the vowel **a ا**, the vowel **u و** only has a final and an independent form. Study the following table to see how these two forms are used in words.

Position	Form	As in	Pronounced	Meaning
Final	و	جون	joon	<i>dear, life</i>
Independent	و	زود	zood	<i>early, quick</i>

Now practice writing the different forms of the long vowels **u و** and **ie ی**.





## ■ Short Vowels

By now, you might have suspected that many Farsi words have hidden vowels, vowels which are pronounced but not written. For instance, the word **dar** در (*door*) has a short, unwritten vowel. This short vowel sounds like the “a” in the English word “cat,” and is called **fat-heh** فتحه. Another short vowel, called **kasreh** کسره, sounds like the “e” in the English word “bed.” The last short vowel is called **zammeh** ضمّه, and sounds like the “o” in the English word “home.”

For example, the Farsi word **del** دل (*heart*) is written with only two consonants, “d” د and “l” ل. However, these two letters are connected with a short and unwritten **kasreh** کسره, and so the word is pronounced **del** دل. And, in the word **moch** مچ (*wrist*), there is an unwritten “o” which connects the “m” م to the “ch” چ.

Occasionally, these short vowels are written in children’s books and dictionaries as diacritics above and under the letters, to help novice readers learn the correct pronunciation of the words. In the beginning, it may be somewhat difficult to read Farsi words without the use of these diacritics. However, eventually it will be much easier to learn the pronunciation of the whole word rather than trying to spell out each individual letter while trying to figure out their corresponding short vowels. Hence, in this book we do not use these diacritics.

In the Conversation section, you might have noticed that sometimes we write the long vowel **u** و, but we do not pronounce it. For example, Nasrin said, **Mikhāhim barāye shām mozāhemetoon beshim** میخواهیم برای شام مزاحمتون بشیم (*We want to trouble you for dinner*). Look closely at the word **mikhāhim**. As you can see, there is a **u** و in میخواهیم, but the word is pronounced as though the **u** does not exist. You will often see this when the **u** و is followed by the long vowel **ā** ا, such as in the words **khāb** خواب (*sleep*), **khāndan** خواندن (*to read*), **khāstan** خواستن (*to want*), and **khāhar** خواهر (*sister*).

## ■ The letter dāl د

The letter **dāl** د is pronounced like the “d” in the English word “dog,” and has only two forms, final and independent. Study the following table to see how these two forms are written in Farsi words.

Position	Form	As in	Pronounced	Meaning
Final	د	بد	bad	bad
Independent	د	فردا	fardā	tomorrow

Note that the “a” in the word “**bad**” is a short vowel, and is unwritten in Farsi. There are, however, two forms of “a” in the

word “**fardā**.” The first “a” is a short vowel and is unwritten, while the second “a” is a long vowel and is written as **ā**.

Although there are some common words and derivatives between English and Farsi, the similarity of the sound and meaning of the word “bad” in both languages in the above example appears to be just a linguistic coincidence.

### ■ The letter **zāl** ذ

The letter **zāl** ذ is pronounced like the “z” in the English word “zoo,” and has only two forms. There are three other Farsi letters that sound exactly like **zāl** (ض, ز, and ظ), which we will be studying in future chapters. Study the following table to see how these two forms of the letter **zāl** ذ are written in Farsi words.

Position	Form	As in	Pronounced	Meaning
Final	ذ	بذر	bazr	seed
Independent	ذ	ذهن	zehn	mind

Now practice writing the letter **dāl**, and then place dots over the letters to convert **dāl** into **zāl**.



### 3.5 Let's Write

Now let's combine the letters we have learned in this chapter with the letters from previous chapters to create new words. In the following table, from right to left, the first column shows the letters we want to combine, in their independent forms. The second column shows what form each letter should have based on its placement in the word. You just have to fill in the last column by attaching them together. An example has been provided in the first row.



Words	Letters in proper position	Letters in independent form
a. حد	ح د	ح د
b.	خ د ا	خ د ا
c.	و ا د ی	و ا د ی
d.	د و ا	د و ا
e.	ح ا و ی	ح ا و ی
f.	ذ ل ی ل	ذ ل ی ل
g.	م ل س	م ل س
h.	س ی ل	س ی ل
i.	م د ا ل	م د ا ل
j.	م خ م ل	م خ م ل
k.	س ی م ا	س ی م ا

### 3.6 Cultural Insight: Iranian Phone Calls



Closely related to the concept of **tārof** تعارف, which was discussed in the previous chapter, greetings and farewells in Farsi are very lengthy and formal. For instance, **friends** (plural **doostān** دوستان, singular **doost** دوست) and family members start a phone conversation by not only asking about one's health, **Hālet khoobeh?** حالت خوبه؟ (*How are you?*), but also about the health of close members of each other's family, such as parents, siblings, and children.

A typical phone conversation between two related people usually includes questions such as, **Hāle māmān va bābā khoobeh?** حال مامان و بابا خوبه؟ (*Are your mom and dad ok?*), **Bachehā chetorand?** بچه ها چطورند؟ (*How are the kids?*), and questions about the other party's siblings, for example, **Az Manijeh joon che khabar?** از منیژه جون چه خبر؟ (*Any news about dear Manijeh?*). It is only then that one can start delivering the real intended message for the phone call, for example, **Mikhāstam doshanbeh barāye shām davateton konam.** میخواستم دوشنبه برای شام دعوتتون کنم. (*I wanted to invite you for dinner on Monday*).

A phone conversation is similarly terminated by saluting the extended members of the one's family. For instance, one would



close a phone conversation by saying, **Be māmāno bābā salām beresonid** (Send my greetings to your mom and dad), **Bacheh hāro az jānab man beboosid** (Kiss your children on my behalf), and **Torā bekhodā be Manijeh joon begid ye yādi az mā bekoneh** (In God's name, please tell dear Manijeh to remember us some time).



### 3.7 Vocabulary

In this section, read the words in Farsi and memorize their meaning. Then play back the audio and check your pronunciation. You can use this section as a reference if you have a question about the meaning of the words in the Conversation section.

Transliteration	Farsi	Meaning
dokhtar	دختر	daughter
residid	رسیدید	you arrived (pl.)
alān	الآن	now
bāyad	باید	must
miraftid	میرفتید	you went
rāhat	راحت	easy
barnāmeḥ	برنامه	plan
mikhāhim	میخواهیم	we want
shām	شام	dinner
māchin	ماشین	car
beharhāl	بهر حال	any way
digeh	دیگه	other
zahmat	زحمت	trouble
davat konam	دعوت کنم	I invite
ākheh	آخه	but
kheili	خیلی	very
sakht	سخت	difficult
komak	کمک	help
negarān	نگران	worry
faghat	فقط	only
zood	زود	early



### 3.8 Grammar Point: **When, Where, What, Why, and How**

Wh-question words are commonly used in all languages. The following table shows the *wh*-question words in English, followed by their counterparts in Farsi. While studying this table, go back and look in this and previous chapters to find any

use of these words. Note that both *who* and *when* are written in Farsi as کی, but are pronounced differently.

Transliteration	Farsi	English
ki	کی	who
key	کی	when
kojā	کجا	where
cheh, chi	چه, چی	what
cherā	چرا	why
chegooneh, che joori	چه گونه ، چه جوری	how



### 3.9 Expression of the Day

(CD – Chapter 3, literature)

## Ghadameton royeh cheshm

قدمتون روی چشم

*Your steps on my eyes*

The **chashm** چشم (*eye*) in Iranian culture is considered one of the most sensitive parts of the *body* (**badan** بدن), and the word **chashm** چشم is often used as an expression of showing sensitivity toward others. For instance, children often say **chashm** چشم instead of **baleh** بله (*yes*) when responding positively to an adult's command. The word **chashm** چشم here means, "I accept your request without challenge."

Similarly, Farsi speakers may say **Ghadameton royeh cheshm** قدمتون روی چشم (*Your steps on my eyes*) to welcome someone with utmost *respect* (**ehterām** احترام). In the Conversation section, Nasrin informed her mother that she wanted to come to her home for dinner, **Mikhāhim baraye shām mozāhemetoon beshim** میخواهیم برای شام مزاحمتون بشیم (*We want to trouble you for dinner*). Mrs. Rahmati welcomed her daughter's request by stating, **Ghadameton royeh cheshm** قدمتون روی چشم. By this expression, Mrs. Rahmati intends to say that she welcomes her daughter's family to her home with great pleasure.

### 3.10 Exercises

- The following words have been taken from the Conversation of this chapter. They all use short vowels, which are pronounced but not written. Try to guess the correct pronunciation of these words by writing down their English transliterations.

Example: چشم  
Answer: chashm

- a. \_\_\_\_\_ دخترم  
b. \_\_\_\_\_ هم  
c. \_\_\_\_\_ یک  
d. \_\_\_\_\_ سر  
e. \_\_\_\_\_ هتل

2. The following words have been taken from the Conversation of this chapter. They all use long vowels. Find the long vowel, guess its sound, and say the whole word in Farsi.

- a. \_\_\_\_\_ همین  
b. \_\_\_\_\_ جون  
c. \_\_\_\_\_ تا  
d. \_\_\_\_\_ کار  
e. \_\_\_\_\_ چیه

3. The following are Farsi transliterations. Rewrite these words using Farsi letters.

Example: dād داد

- a. zam \_\_\_\_\_  
b. jad \_\_\_\_\_  
c. khodā \_\_\_\_\_  
d. zāl \_\_\_\_\_

4. Read these Farsi phrases with *wh*-question words and guess their meanings.

- a. \_\_\_\_\_ کی رسیدید؟  
b. \_\_\_\_\_ کجا میرفتید؟  
c. \_\_\_\_\_ چه جوری دارند میاند؟  
d. \_\_\_\_\_ چرا دوستش داری؟

Responses to writing practice in section 3.5:

Words

- a. حد
- b. خدا
- c. وادی
- d. دوا
- e. حاوی
- f. ذلیل
- g. ملس
- h. سیل
- i. مدال
- j. مخمل
- k. سیما





Shāyad doshanbeh behtar bāsheh.

Emrooz mikhām bāzār rā bebinām.



Chand rooz Tehrān mimoonim?

Fekr konam yek hafteh khoobe.

Chon tābestāne avval berim shomāl.



Bachehāye khāle Manijeh ham miānd?


Emshab az māmānesh miporsim.



Che fasli barāye didane esfahān khobe?

Fekr mikonam bahār behtar bāsheh.





In this chapter, we will learn more Farsi letters and also become familiar with the names of the days, months (such as Farvardin, Ordibehesht, and Khordad that correspond to March, April, and May, respectively), and seasons in Farsi. Related to this topic, we will talk about the importance of spring in Iranian culture, and discuss why the Iranian New Year starts in spring.



#### 4.1 Conversation

(CD – Chapter 4, conversation)



## key va kojā

کی و کجا

*When and where*

Daniel, Nasrin, and Sara are having breakfast in their hotel while discussing plans for their stay in Iran. They talk about visiting a major city in the south of Iran called Shiraz and a hike to a mountain top called Tochal. Listen to the Conversation first, and then replay the audio, this time reading along with the text below.

SARA:

**Emrooz mikhām\* bāzār rā bebinām.**

امروز میخوام\* بازار را ببینم.

*Today, I want to see the bazaar.*

DANIEL:

**Shāyad doshanbeh behtar bāsheh\*.**

شاید دوشنبه بهتر باشه\*.

*Maybe Monday would be better.*

NASRIN:

**Avval bāyad fāmil ro\* bebinim.**

اول باید فامیل رو\* ببینیم.

*First, we have to see the family.*

DANIEL:

**Chand rooz Tehrān mimoonim\*?**

چند روز تهران میمونیم\*؟

How many days are we staying in Tehran?

NASRIN:

**Fekr konam\* yek hafteh khoobe\*.**

فکرکنم\* یک هفته خوبه\*.

*I think one week is good.*

NASRIN:

**Chon tābestāne\* avval berim\* shomāl.**

چون تابستانه\*، اوّل بریم\* شمال.

*Since it is summer, first we should go to shomal (the north).*

SARA:

**Bachehāye khāle Manijeh ham miānd\*?**

بچه های خاله منیژه هم میاند\*؟

*Will Aunt Manijeh's kids also come?*

NASRIN:

**Emshab az māmānesh miporsim.**

امشب از مامانش میپرسیم.

*Tonight, we'll ask her mom.*

DANIEL:

**Che fasli barāye didane esfahān khobe\*?**

چه فصلی برای دیدن اصفهان خوبه\*؟

*What season is best to go to Esfahan?*

NASRIN:

**Fekr mikonam bahār behtar bāsheh\*.**

فکر میکنم بهار بهتر باشه\*.

*I think spring is better.*

DANIEL:

**Mesle Farvardin yā Ordibehesht?**

مثل فروردین یا اردیبهشت؟

*For instance, Farvardin or Ordibehesht?*

NASRIN:

**Āreh, vali Khordād ham khobe\*.**

آره، ولی خرداد هم خوبه\*.



Yes, but Khordad is also good.

SARA:

**Māmān to gofti ke mitoonim\* berim\* kooh.**

مامان تو گفتی که میتونیم\* بریم\* کوه.

*Mom, you said we could go to the mountains [to hike].*

NASRIN:

**Āreh, shāyad jomeh berim\* Tochāl.**

آره، شاید جمعه بریم\* توچال.

*Yes, maybe we will go to Tochal on Friday.*

DANIEL:

**Shirāz ra ham kheili doost dāram bebinam.**

شیراز را هم خیلی دوست دارم ببینم.

*I really want to see Shiraz as well.*

NASRIN:

**Bad az Esfahān, be Shirāz mirim\*.**

بعد از اصفهان، به شیراز میریم\*.

*After Esfahan, we will go to Shiraz.*

DANIEL:

**Sārā, agar sobhānat\* tamām shod, berim\*.**

سارا، اگر صبحانته تمام شد، بریم\*.

*Sara, if you are done with breakfast, let's go.*

SARA:

**Āreh bābā. berim\* shahr rā bebinim.**

آره بابا، بریم\* شهر را ببینیم.

*Yes Daddy. Let's go and see the city.*



#### 4.2 Formal vs. Colloquial: Words from the Conversation

The colloquial forms of the words (محاورة ای **mohāverei**) in the Conversation have been marked with an asterisk (\*). While reading the conversation, consider the context in which a colloquial word has been used. Then, study the formal forms (رسمی **rasmi**) to become familiar with the way you would address a person formally, or would find that word in a Farsi book or a newspaper.

Formal	رسمی	Colloquial*	محاوره ای*	Meaning
mikhāham	میخواهم	mikhām	میخوام	<i>I want</i>
bāshad	باشد	bāsheh	باشه	<i>let it be</i>
rā	را	ro	رو	<i>off/from</i>
mimānim	میمانیم	mimoonim	میمونیم	<i>we stay</i>
fekr mikonam	فکر میکنم	fekr konam	فکرکنم	<i>I think</i>
khoob ast	خوب است	khoobeh	خوبه	<i>is good</i>
tābestān ast	تابستان است	tābestāneh	تابستانه	<i>is summer</i>
beravim	برویم	berim	بریم	<i>let's go</i>
miāyand	میایند	miānd	میاند	<i>they come</i>
mitavānim	میتوانیم	mitoonim	میتونیم	<i>we can</i>
miravim	میرویم	mirim	میریم	<i>we go</i>
sobhāneh-at	صبحانه ات	sobhānat	صبحانت	<i>your breakfast</i>



#### 4.3 Let's Talk

In Farsi, you show intention with the verb **khāstan** خواستن (*to want*). The following table shows the conjugation of the verb **khāstan** خواستن.

Transliteration	Farsi	Meaning
mikhāham	میخواهم	<i>I want</i>
mikhāhi	میخواهی	<i>you want</i>
mikhāhad	میخواهد	<i>she/he/it wants</i>
mikhāhim	میخواهیم	<i>we want</i>
mikhāhid	میخواهید	<i>you want (pl.)</i>
mikhāhand	میخواهند	<i>they want</i>

In the previous section, we saw that the colloquial form of **mikhāham** is **mikhām**. For example, in the beginning of the Conversation, Sara says, **Emrooz mikhām bāzār rā bebinām** امروز میخوام بازار را ببینم (*Today, I want to see the bazaar*).

Now, let us practice this new verb. Read and repeat to yourself the following sentences.

a. **Mikhāham beram hotel homā.**

میخواهم برم هتل هما.

*I want to go to Hotel Homa.*

b. **Mikhāhi berim shomāl?**

میخواهی بریم شمال؟

*Do you want us to go to the north?*

c. **Mikhād shahr ro bebineh.**

میخواه شهر رو ببینه.

*He/she wants to see the city.*

d. **Mikhāhim bāzār berim.**

میخواهیم بازار بریم.

*We want to go to the bazaar.*



e. **Mikhāhand tanhā bāshand.**

میخواهند تنها باشند.

*They want to be alone.*

f. **Mikhāhid tāxi begirim?**

میخواهید تاکسی بگیریم؟

*Do you (pl.) want us to take a taxi?*

g. **Man va doostam mikhāhim Shirāz berim.**

من و دوستانم میخواهیم شیراز بریم.

*My friend and I want to go to Shiraz.*

h. **Kojā mikhāhi berim?**

کجا میخواهی بریم؟

*Where do you want us to go?*

As you may have noticed from the previous examples, for the most part questions in Farsi have the same grammatical structure as statements, but use a rising intonation to turn a statement into a question. While listening to the conversations

on the audio, pay close attention to the rising tone in interrogative sentences. Since there is no general rule regarding the part of speech that takes this rising tone, you need to get a feeling for it by listening continuously to a native speaker talk in Farsi. The accompanying audio provides some examples for you.



#### 4.4 The Letters **Re**, **Zeh**, **Zheh**, **Kāf**, and **Gāf**

We will now learn more Farsi letters, some of which were frequently used in the Conversation section. These letters can be divided into two categories. The letters **re** ر, **ze** ز, and **zhe** ژ have similar forms, and only differ in the number (or its absence) of dots placed above them. The letters **kāf** ک and **gāf** گ also have similar forms, but the letter **gāf** گ has a strike above its top line.

##### ■ The letter **re** ر

The letter **re** ر is pronounced like the “r” in the English word “rich,” and has only two forms, final and independent. The following table shows the different forms of the letter **re** ر as it is used in words. Learn the letter, practice the pronunciation, and remember the meaning of each word.

Position	Form	As in	Pronounced	Meaning
Final	ر	مرد	mard	man
Independent	ر	کار	kār	work

##### ■ The letter **zeh** ز

The letter **zeh** ز is pronounced like the “z” in the English word “zoo,” and has only two forms, final and independent.

In the previous chapter, we encountered a “z” sound in the letter **zal** ز . In fact, there are still two other “z” sounds in the Farsi alphabet. More than a millennium ago, Farsi adapted the Arabic script. Later, many Arabic words found their way into spoken and written Farsi. Over time, Farsi speakers began to pronounce some of the Arabic letters in similar ways. Arabic speakers, however, pronounce these letters differently. The different letters that produce the sound “z” are examples of this. We will encounter more of these similar-sounding letters in upcoming chapters.

The following table shows the different forms of the letter **zeh** ز as it is used in words. Learn the letter, practice the pronunciation, and remember the meaning of each word.

Position	Form	As in	Pronounced	Meaning
Final	ز	مزد	mozd	wage
Independent	ز	بازار	bāzār	bazaar


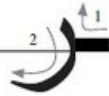
##### ■ The letter **zheh** ژ

The letter **zheh** ژ sounds like the “g” in the French word “général,” and has only two forms, final and independent. For convenience, we will use “zh” to denote the letter **zheh** ژ in our transcriptions throughout this book. The following table

shows the different forms of the letter **zheh** ژ as it is used in words. Learn the letter, practice the pronunciation, and remember the meaning of each word.

Position	Form	As in	Pronounced	Meaning
Final	ژ	مژه	mozheh	eyelash
Independent	ژ	ژاله	zhāleh	dew

Now practice writing the letter **ز** first, and then place a dot over it to convert it into **ژ**. Next, add three dots to **ز** in order to make it into **ژ**.



### ■ The letter **kāf** ک

The letter **kāf** ک is pronounced like the “c” in the English word “cat.” The following table shows the different form of the letter **kāf** ک as it is used in words. Learn the letter, practice the pronunciation, and remember the meaning of each word.

Position	Form	As in	Pronounced	Meaning
Initial	ک	کم	kam	little
Medial	ک	شکر	shekar	sugar
Final	کی	نمک	namak	salt
Independent	ک	خوک	khook	pig

### ■ The letter **gāf** گ

The letter **gāf** گ is pronounced like the “g” in the English word “good.” The following table shows the different forms of

the letter **gāf** گ as it is used in words. Learn the letter, practice the pronunciation, and remember the meaning of each word.

Position	Form	As in	Pronounced	Meaning
Initial	گ	گاو	gāv	cow
Medial	گ	جگر	jegar	liver
Final	گ	سگ	sag	dog
Independent	گ	مرگ	marg	death

Now practice writing the letter گ first, and then place an extra strike above the upper line to convert the گ into گ.



#### 4.5 Let's Write

Now let's combine the letters we have learned in this chapter with the letters you learned previously to create new words. This time we omit the second column you saw in previous chapters, and you will have to join the letters by only having access to the independent forms of the letters. Two examples have been provided.

Words	Letters in independent form
a. کودک	ک و د ک
b. مگر	م گ ر
c.	ژ ا ل ه
d.	ک ا ر گ ر
e.	م ز ه
f.	گ ذ ا ر
g.	م ک ر

h.	ز ل ز ل ه
i.	ب ذ ر
j.	گ چ ک ا ر
k.	گ ه و ا ر ه

#### 4.6 Cultural Insight: Spring and the Iranian New Year



*Spring* (**bahār** بهار) in Iranian *culture* (**farhang** فرهنگ) has a profound symbolic meaning. In fact, the Iranian New Year, called **Norouz**, نوروز (literally: “the new day”) starts on the first day of بهار. New Year is celebrated for thirteen days, and four of these days are national holidays. A few days before the arrival of بهار, people dust and clean their entire *homes* (**khāneh** خانه) in a tradition called **khāne-takāni** خانه تکانی (literally: “to shake the home”). On the day of the spring equinox, families sit down around a decorated table called a **sofreh haftsin** سفره هفت سین (literally: “the seven S’s table”) to congratulate one another on the arrival of بهار. During the New Year’s festival, people also visit their extended *family* (**fāmil** فامیل), starting from the oldest to the youngest, in a tradition called **dido bāzdid** دید و باز دید (literally: “visiting and revisiting”), to offer sweets and candies. On the thirteenth day of the نوروز, people celebrate the last day of نوروز, which is called **sizdeh-bedar** سیزده بدر (literally: “to see off the thirteen”) by spending the day in *nature* (**tabiat** طبیعت).



#### 4.7 Vocabulary

(CD – Chapter 4, vocabulary)

In this section, read the words in Farsi and memorize their meanings. Then play back the audio and check your pronunciation. You can use this section as a reference if you have a question about the meaning of the words in the Conversation section.

Transliteration	Farsi	Meaning
bāzār	بازار	bazaar
shāyad	شاید	maybe
behtar	بهتر	better
avval	اول	first



fāmil	فامیل	family
hafteh	هفته	week
tābestān	تابستان	summer
shomāl	شمال	north
khāleh	خاله	aunt (from mother side)
emshab	امشب	tonight
fasl	فصل	season
bahār	بهار	spring
kooh	کوه	mountain
Tochāl	توچال	a mountain peak in Tehran
Esfahān	اصفهان	a city in central Iran
Shirāz	شیراز	a city in the south of Iran
sobhāneh	صبحانه	breakfast
shahr	شهر	city

#### 4.8 Grammar Point: Days of the Week, Months, and Seasons

The Iranian calendar is solar based, and consists of 365 days and 12 months. The week starts on Saturday, and Friday is a holiday. The first day of the each month usually falls on either the 20<sup>th</sup> or 21<sup>st</sup> of the Gregorian (i.e., Western) calendar. Practice reading the names of the days, months, and seasons in Farsi.

#### Days of the week

Transliteration	Farsi	Meaning
Shanbeh	شنبه	Saturday
Yekshanbeh	یکشنبه	Sunday
Doshanbeh	دوشنبه	Monday
Seshanbeh	سه شنبه	Tuesday
Chahārshanbeh	چهارشنبه	Wednesday
Panjshanbeh	پنجشنبه	Thursday
Jomeh	جمعه	Friday

#### Names of the months

Transliteration	Farsi	Meaning
Farvardin	فروردین	March-April
Ordibehesht	اردیبهشت	April-May
Khordād	خرداد	May-June
Tir	تیر	June-July



Mordād	مرداد	July-August
Shahrivar	شهریور	August-September
Mehr	مهر	September-October
Ābān	آبان	October-November
Āzar	آذر	November-December
Dey	دی	December-January
Bahman	بهمن	January-February
Esfand	اسفند	February-March

### Names of the seasons

Transliteration	Farsi	Meaning
bahār	بهار	spring
tābestān	تابستان	summer
pāeez	پاییز	fall
zemestān	زمستان	winter



### 4.9 Song of the Day

(CD – Chapter 4, literature)

Iranian poetry and songs are filled with allegories of بهار, not only as a reference to the rejuvenation of the natural world, but also to the rejuvenation of the person. The following is a *poem* (شعر *shear*) about بهار which has been sung by some of Iran's most famous singers, such as Banān بنان and Zanganeh زنگنه.

#### ta bahāre delneshin āmadeh sooye chaman

تا بهار دلنشین آمده سوی چمن

*Since the pleasant spring has settled down on the grass*

#### ey bahār ārezo bar saram sāyeh fekan

ای بهار آرزو بر سرم سایه فکن

*You, the spring of the desires, spread your shade on me*

#### chon nasime nou-bahār bar āshīānam kon gozar

چون نسیم نو بهار بر آشیانم کن گذر

*Like the breeze of a new spring, visit my little nest home*

#### ta keh golbāran shaved kolbeyeh virāne man

تا که گلباران شود کلبه ویران من

*So my desolate hut can become a sea of flowers*



### 4.10 Exercises

1. Translate and write the following English words into Farsi.

Example: week

Answer : هفته

- a. \_\_\_\_\_ Spring  
b. \_\_\_\_\_ season  
c. \_\_\_\_\_ day  
d. \_\_\_\_\_ today  
e. \_\_\_\_\_ Friday  
f. \_\_\_\_\_ mountain  
g. \_\_\_\_\_ city

2. The following phrases consist of the words you have already studied in this chapter. Read them and then translate them into English.

Example: میخوام ببینم

Answer : I want to see

- a. \_\_\_\_\_ شاید باید بریم.  
b. \_\_\_\_\_ خیلی دوستش دارم.  
c. \_\_\_\_\_ فکر میکنم.  
d. \_\_\_\_\_ امشب میپرسیم.  
e. \_\_\_\_\_ بچه ها میاند.

3. Complete the following table by writing in either the English or Farsi days of the week.

Thursday	
	شنبه
	سه شنبه
Monday	
Friday	
	چهارشنبه
	یک شنبه

4. Each of the following months falls during a specific season. Read the month and write down the name of the appropriate season in Farsi.


- a. \_\_\_\_\_ بهمن  
b. \_\_\_\_\_ آبان  
c. \_\_\_\_\_ اردیبهشت  
d. \_\_\_\_\_ مرداد  
e. \_\_\_\_\_ تیر  
f. \_\_\_\_\_ فروردین  
g. \_\_\_\_\_ اسفند

Responses to writing practice in section 4.5:

Words

- a. کودک  
b. مگر  
c. ژاله  
d. کارگر  
e. مزه  
f. گذار  
g. مکر  
h. زلزله  
i. بذر  
j. گچکار  
k. گهواره





In this chapter, we will learn five more new letters, and also study how to form imperatives in Farsi. The theme of this chapter is about dinner table customs, and giving and receiving souvenirs. As such we will discuss some of the expressions and formalities that people use on these occasions.



## 5.1 Conversation

(CD – Chapter 5, conversation)

## Soghāti

سوغاتی  
*Souvenirs*

Nasrin's parents, Mrs. and Mr. Rahmati, have invited Nasrin, Daniel, and Sara for dinner. Mrs. Rahmati has also asked Nasrin's sister, Manijeh, and her family to join them at the dinner table. First, let's learn the Farsi names of the characters of the story. In the dialogue sections of this and the following chapters, the names of the characters are written only in Farsi (the names in English have been omitted intentionally). This is to encourage you to recognize Farsi words. Before starting to read the dialogues, make sure you can recognize these names in Farsi.



SĀRĀ سارا

DĀNIEL دانیل

NASRIN نسرين


MR. RAHMATI آقای رحمتی (āghaye Rahmati)

MRS. RAHMATI خانم رحمتی (khānomeh Rahmati)

MANIJEH منیژه

ĀZĀDEH آزاده

POOYĀ پویا



Now, listen to the conversation. Then replay the audio, this time reading along with the text.

**Māmān khoreshtet kheili khoshmazeh shodeh\*.**

نسرين: مامان خورشنت خیلی خوشمزه شده\*.

*Mom, your stew tastes wonderful.*

**Nooshe jān dokhtaram. Bāzam\* bekesh.**

خانم رحمتی: نوش جان دخترم. بازم\* بکش.

*Bon appétit my daughter. Have some more.*

**Āghāye Dāniel befarmāeed kabāb.**

آقای رحمتی: آقای دانیال بفرمایید کباب.

*Mr. Daniel, help yourself to some kebab.*



**Merci pedar jān, kheili khordam.**

دانیل: مرسی پدر جان، خیلی خوردم.

*Thanks dear father, I've already eaten a lot.*

منیژه: آزاده جان به برادرت سالاد بده.

*Dear Azadeh, give your brother some salad.*

**Pooyā, yek chizi bekhor.**

آزاده: پویا، یک چیزی بخور.

*Pooya, eat something.*

**Digeh\* nemikhām\*. Siir shodam.**

پویا: دیگه نمیخوام\*. سیر شدم.

*I don't want anymore. I am full.*

**Bad az shām**

بعد از شام

*After dinner*

**Yek chizhāye nāghābeli barātoon\* āvordim\*.**

نسرین: یک چیزهای ناقابل براتون\* آوردیم\*.

*We have brought everyone some small gifts*

**Nemikhāst zahmat bekeshid.**

منیژه: نمی خواست زحمت بکشید.

*You didn't have to trouble yourself.*

**Māmān in lebās rā bepoosh.**

نسرین: مامان این لباس را بپوش.

*Mom, please wear this dress.*

**Ghorboone\* dastet, dokhtaram.**

خانم رحمتی: قربون\* دستت، دخترم.

*God bless you, my daughter. (Literally: "I die for your hands, my daughter.")*

**In dotā kādou ham barāye Āzadeh va Pooyāand\*.**

سارا: این دوتا کادو هم برای آزاده و پویا اند\*.

*These two gifts are also for Azadeh and Pooya.*

**Biāyeed. Begireed.**

سارا: بیایید. بگیرید.

*Come [you all]. Take [you all]. Merci Sārā Jān.*

آزاده: مرسی سارا جان.

*Thank you, dear Sara.*

**Manijeh jān, yek kiif barāt\* āvordam\*.**

نسرین: منیژه جان یک کیف برات\* آوردم\*.

*Dear Manijeh, I have brought you a purse.*

**Omidvāram ke doost dāshteh bāshi.**

نسرین: امیدوارم که دوست داشته باشی.

*I hope that you like it.*

**Dastet dard nakoneh\*.**

منیژه: دستت درد نکنه\*.

*Thanks for troubling yourself. (Literally: "May your hand never ache.")*

**Beram\* ājiil biāram\* saremoon\* garm besheh\*.**

خانم رحمتی: برم\* آجیل بیارم\* سرمون\* گرم بشه\*.

*I will go to get some dried mixed nuts so we won't get bored. (Literally: "... bring dried mixed nuts so our head becomes busy.")*



## 5.2 Formal vs. Colloquial: Words from the Conversation



The colloquial forms of the words (مجاوره ای **mohāverei**) in the Conversation have been marked with an asterisk (\*). While reading the conversation, consider the context in which a colloquial word has been used. Then, study the formal forms (رسمی **rasmi**) to become familiar with the way you would address a person formally, or would find that word in a Farsi book or a newspaper.

Formal	رسمی	Colloquial*	مجاوره ای*	Meaning
shodeh ast	شده است	shodeh	شده	has become
bāz ham	باز هم	bāzam	بازم	again
digar	دیگر	digeh	دیگه	anymore
nemikhāham	نمیخواهم	nemikhām	نمیخوام	I don't want
barāyetān	برایتان	barātoon	براتون	for you (pl.)
āvardehim	آورده ایم	āvordim	آوردیم	we have brought
ghorbān	آورده ایم	ghorboon	آوردیم	dear
Āzādeh va Pooyā hastand	آزاده و پویا هستند	Āzādeh va Pooyā-and	آزاده و پویا اند	They are Poya and Azadeh's.
barāyat	برایت	barāt	برات	for you (sing.)
āvardeham	آورده ام	āvordam	آوردم	I have brought
dard nakonad	درد نکند	dard nakoneh	درد نکنه	won't hurt
beravam	بروم	beram	برم	I go
biāvaram	بیاورم	biāram	بیارم	I bring
saremān	سرمان	saremoon	سرمون	our head
beshavad	بشود	besheh	بشه	become



### 5.3 Let's Talk

As we discussed in Chapter 2, **tārof** تعارف is an important feature of Iranian culture that is used to show respect and politeness toward others. تعارف is very often associated with specific words and expressions. This notion is especially more salient when giving orders or telling people what to do. For instance, in the conversation, when Mr. Rahmati wanted to tell Daniel to get more food, he said,

آقای دانیال بفرمایید کباب **Āghāye Dāniel befarmāeed kabāb**  
(Daniel, help yourself to some kabab).

Other polite expressions include **khāhesh mikonam** خواهش میکنم (I beg you or I ask you), **lotfan** لطفاً (please), **Daste shomā dard nakoneh** دست شما درد نکنه (literally: “Your hand won’t ache,” said to show appreciation for someone’s effort), and **Ghorboone dastetoon** دستتون قربون (literally: “I die for your hand,” said to show appreciation, especially when receiving a gift).

Now let us practice some of these expressions. Read and repeat to yourself the following sentences. The words in shade are all polite expressions.

a. Befarmāeed too.

بفرمایید تو.

*Please come on in.*

b. Befarmāeed injā beshinid.

بفرمایید اینجا بشینید.

*Please sit here.*

c. Dastetoon dard nakoneh, che ghazāye khoshmazieh!

دستتون درد نکهه چه غذای خوشمزیه!

*Your hand won't ache, what a great food it is!*

d. Khāhesh mikonam, tārof nakonid.

خواهش میکنم، تعارف نکنید.

*I beg you, don't make tarof (don't be polite).*

e. Dastetoon dard nakoneh, che mehmooni bāshekoohi!

دستتون درد نکهه چه مهمونی باشکوهی!

*Your hand won't ache, what a magnificent party!*

f. Ghorboone dastetoon, mishe lotfan oon daro bebandid.

قربون دستتون میشه لطفاً اون درو ببندید.

*I die for your hands, can you please shut the door.*



5.4 The Letters **Beh, Peh, Teh, Seh, Noon, and Shin**

Now we will learn six new letters which are frequently used in Farsi. The first four letters are very similar in form, and only differ in their number of dots and whether the dots are placed over or under the letter.

■ The letter **beh** ب

The letter **beh** ب is pronounced like the “b” in the English word “boy.” The following table shows the different forms of the letter **beh** ب as it is used in words. Learn the letter, practice the pronunciation, and remember the meaning of each word.

Position	Form	As in	Pronounced	Meaning
Initial	ب	بوس	boos	kiss
Medial	ب	قبل	ghabl	before
Final	ب	تب	tab	fever
Independent	ب	تاب	tāb	swing

## ■ The letter peh پ

The letter **peh** پ is pronounced like the “p” in the English word “pen.” The following table shows the different forms of the letter **peh** پ as it is used in words. Learn the letter, practice the pronunciation, and remember the meaning of each word.

Position	Form	As in	Pronounced	Meaning
Initial	پ	پر	par	feather
Medial	پ	سپر	separ	shield
Final	پ	چپ	chap	left
Independent	پ	توپ	toop	ball

## ■ The letter teh ت

The letter **teh** ت is pronounced like the “t” in the English word “tree.” The following table shows the different forms of the letter **teh** ت as it is used in words. Learn the letter, practice the pronunciation, and remember the meaning of each word.


Position	Form	As in	Pronounced	Meaning
Initial	ت	تر	tar	wet
Medial	ت	بہتر	behtar	better
Final	ت	سخت	sakht	hard
Independent	ت	سوت	soot	whistle

## ■ The letter seh ث

The letter **seh** ث is pronounced like the “s” in the English word “sand.” As mentioned before, there are four different letters in Farsi with the sound of the letter “s.” The following table shows the different forms of the letter **seh** ث as it is used in words. Learn the letter, practice the pronunciation, and remember the meaning of each word.

Position	Form	As in	Pronounced	Meaning
Initial	ث	ثروت	servat	wealth
Medial	ث	کثیف	kasif	dirty
Final	ث	مکث	maks	pause
Independent	ث	لوٹ	los	tainted

Now practice writing the four forms of the letter **beh** ب, and then write it again using a different placement of dots to form **peh** پ, **teh** ت, and finally **seh** ث.



## ■ The letter noon ن

The letter **noon** ن is pronounced like the “n” in the English word “nice.” The following table shows the different forms of the letter **noon** ن as it is used in words. Learn the letter, practice the pronunciation, and remember the meaning of each word.

Position	Form	As in	Pronounced	Meaning
Initial	ن	نمک	namak	salt
Medial	نـ	تند	tond	fast
Final	نـ	سن	sen	age
Independent	ن	جان	jān	life

Now practice writing the four forms of the letter **noon** ن.



## ■ The letter shin ش

The letter **shin** ش is pronounced like the “sh” in the English word “short.” For transliterations, we will use “sh” to denote the sound of the letter **shin** ش. The following table shows the four forms of the letter **shin** ش as it is used in words. Learn the letter, practice the pronunciation, and remember the meaning of each word.

Position	Form	As in	Pronounced	Meaning
Initial	ش	شیر	shir	milk
Medial	ش	جشن	jashn	festivity
Final	ش	ریش	rish	beard
Independent	ش	باش	bash	be

Now practice writing the four forms of the letter **shin** ش.



### 5.5 Let's Write

Now let's combine the letters we have learned in this chapter with the letters you learned previously to create new words. First you have to figure out what form each letter must take, based on its placement in a word, and then you have to join the letters accordingly. An example has been provided.

Words	Letters in independent form
a. شاد	ش ا د
b.	ب ن د ر
c.	پ د ر
d.	س ا ک ت

e.	م ث ل ث
f.	ن ا م
g.	م ش ت
h.	ن ش س ت ن
i.	ث ا ب ت
j.	م ن س و خ
k.	ت ش ک ر



## 5.6 Cultural Insight

### Sofreh

سفره

*Tablecloth*



Iranian homes are usually carpeted with beautiful hand-woven Persian rugs, or **Farsh** فرش, and all rooms are cleaned and swept with a broom or a vacuum cleaner on the daily basis. Because of this, people take off their shoes when entering a home. Similarly, in traditional homes, most activities are performed on the carpeted floors rather than on the seats, sofas, and dinner tables.

During mealtime, a tablecloth, or **sofreh** سفره, is usually spread over the carpet, and family members sit down on the floor to consume *food* (**ghazā** غذا). On a typical Iranian سفره, other than the main meal, one can find fresh **noon** نون (*bread*; formal **nān**), **doogh** دوغ (*yogurt drink*), and a combination of fresh herbs such as *mint* (**nanā** نعنا), *basil* (**reyhān** ريحان), and *watercress* (**shāhi** شاهي). These herbs are called **sabzi khordan** خوردن سبزی (literally: “edible herbs”). Iranians enjoy *rice* (**berenj** برنج) with different kinds of *stews* (**khoresht** خورششت) as their main meal, depending on the region and ethnicity. *Skewered meat* (**kabāb** کباب) of all kinds is very popular and can be found on Iranian’s سفره throughout the country.

سفره also signifies an important cultural and spiritual quality for Iranian people. Many traditions and practices are associated around the concept of سفره. For instance, سفره is considered the place of **barakat** برکت, the source of blessing or abundance. Children, for instance, are discouraged to jump over سفره, which is considered rude and disrespectful.

behavior. Occasionally, females give honor to *Islamic saints* (**emamzādeh** امام زاده) for a particular vow by throwing سفره for other women, usually neighbors and close relatives. In this tradition, special غذا or *pastry* (**shirini** شیرینی) is served on سفره accompanied by prayers.



## 5.7 Vocabulary

(CD – Chapter 5, vocabulary)

In this section, read the words in Farsi and memorize their meanings. Then play back the audio and check your pronunciation. You can use this section as a reference if you have a question about the meaning of the words in the Conversation section.

Transliteration	Farsi	Meaning
khoresht/khorosht	خورشت	stew
khoshmazeh	خوشمزه	delicious
nooshe jān	نوش جان	bon appétit
bekesh	بکش	serve, pull
siir	سیر	full, garlic
shām	شام	dinner
nāghābel	ناقابل	trivial, trifle
zahmat	زحمت	trouble, inconvenience
lebās	لباس	dress
bepoosh	بپوش	wear
kādou	کادو	gift
kiif	کیف	purse
dard	درد	pain
ājiil	آجیل	dried mixed nuts
garm	گرم	hot



## 5.8 Grammar Point: Imperatives

Farsi infinitives add the ending **-dan** دن (and occasionally **-tan** تن) to the end of the verb, for instance, **khordan** خوردن (*to eat*). An imperative is formed by removing **-dan** دن from the end of the verb, and by adding the letter “b” ب to its beginning. Therefore, the imperative of **khordan** is **bekhor** بخور (*Eat!*). The plural of the imperative is created by adding **-id** ید to the end of the singular imperative form: **bekhorid** بخورید (*You all, eat!*).

In order to create the negative form of the imperative, we just replace the letter “b” ب with the letter “n” ن for example **nakhor** نخور (*Don't eat!*), or **nakhorid** (*You all, don't eat!*). Some verbs are irregular.



## Omar Khayyam (1048–1131 AD) عمر خیام

The Persian mathematician, astronomer, and philosopher, Omar Khayyām عمر خیام is one of Iran's most popular poets. His **robāiāt** رباعیات (*quatrains*) verses are famous for their celebration of the mundane aspects of life (although many people believe that the mundane language of his poetry is only a metaphor for very profound Sufi spiritual beliefs). The following is one of his **robāiāt** رباعیات. First listen to the audio for pronunciation, and then try to understand the meaning of the words and expressions.

**In yek do seh rooz nobate omr gozasht,**

این یک دو سه روز نوبت عمر گذشت

*These two and three days of life have passed by,*

**Choon āb be jooybār-o choon bād be dasht.**

چون آب بجویبار و چون باد بدشت.

*Like water passing through a stream and wind though a meadow.*

**Hargez ghame do rooz ma ra yād nagasht.**

هرگز غم دو روز مرا یاد نگاشت.

*I never reminded myself of the sorrow of two days.*

**Roozi ke nayāmadast-o roozi ke gozasht.**

روزیکه نیامدست و روزیکه گذشت.

*The day that has not come yet, and the day that just went by.*

### 5.10 Exercises

1. Convert the following Farsi infinites into imperatives.

Example: خواندن

Answer : بخوان

- \_\_\_\_\_ خوردن
- \_\_\_\_\_ بردن
- \_\_\_\_\_ ماندن
- \_\_\_\_\_ رساندن

2. Draw lines to match the transliterations of the following Farsi words with the Farsi script.

tamāsha

تنها



shāneh

کاش

zendeḥ

تماشا

Masal

ابر

kāsh

شانه

tanḥā

مثل

abr

زنده

3. The following Farsi imperative sentences have been written using transliterations. Rewrite them using Farsi script.

Example : **kaḇāb beḵhor.**

Answer : کباب بخور

a. **Sālād biār.** \_\_\_\_\_

b. **Zahmat bekesh.** \_\_\_\_\_

c. **Lebās bepoosh.** \_\_\_\_\_

d. **Bāz kon.** \_\_\_\_\_

e. **Injā bemān.** \_\_\_\_\_

f. **Inrā bebar.** \_\_\_\_\_

4. In the top row of the table below, fill in the missing words from lines of the poetry you read in this chapter. In the second row, fill in your guess as to the English meaning of the words.


یاد نگشت	مرا		دو		هرگز
Not reminded		day		sorrow	

Responses to writing practice in section 5.5:

Words

- a. شاد
- b. بندر
- c. پدر
- d. ساکت
- e. مثلث
- f. نام
- g. مشیت
- h. نشستن
- i. ثابت
- j. منسوخ
- k. تشکر





In this chapter, you will be learning more Farsi letters, and you will also learn about shopping in Iran. You will also learn Farsi numbers as an important part of commerce.



### 6.1 Conversation

(CD – Chapter 6, conversation)



## Dar bānk

در بانک

*At the bank*

Nasrin and Daniel need to stop at a bank and exchange some of their money into local currency. Listen to the conversation first. Then replay the audio, this time reading along with the text below.

**bānkdār**

بانکدار

*teller*

**Dāniel injā dame bānk beist.**

نسرین: دانیل اینجا دم بانک بایست.

*Daniel, park close to the bank.*

**Chi\* ehtiāj dari?**

دانیل: چی \* احتیاج داری؟

*What do you need?*

**Bāyad kami az poolemān rā tabdil konim.**

نسرین: باید کمی از پولمان را تبدیل کنیم.

*We must change some of our money.*

**Mitoonam\* injā park konam\*?**

دانیل: میتونم \* اینجا پارک کنم\*؟

*Can I park here?*

**Injā tavaghghof mamnooeh\*.**

نسرین: اینجا توقف ممنوعه\*.

*Stopping is prohibited here.*

**Pas kojā beram\*?**

دانیل: پس کجا برم\*؟

*So, where can I park?*

**Yek kami jolotar parkinge omoomi hast.**

نسرین: یک کمی جلوتر پارکینگ عمومی هست.

*Further down, there's public parking.*

**Dar bānk**

در بانک

**Bāyad berim\* bājeh moāmelāte arzi.**

نسرین: باید بریم\* باجه معاملات ارزی.

*We must go to the currency exchange booth.*

**Bebakhshid āghā, mā mikhāhim dolār tabdil konim.**

دانیل: ببخشید آقا ما میخوایم دلار تبدیل کنیم.

*Excuse me, Sir. We want to exchange some dollars.*

**Nerkhe rooze dolār rooye tāblo ealām shodeh ast.**

بانکدار: نرخ روز دلار روی تابلو اعلام شده است.

*Today's dollar rate is shown on the display.*

**Hesāb konid, cheghadr ehtiāj dārid.**

بانکدار: حساب کنید، چقدر احتیاج دارید.

*Calculate how much you need.*

**Mitavānim yek hesābe jāri ham bāz konim?**

دانیال: میتوانیم یک حساب جاری هم باز کنیم؟

*Can we open a checking account as well?*

**Barāye che kāri ehtiāj dārid?**

بانکدار: برای چه کاری احتیاج دارید؟

*What do you need it for?*

**Mikhāhim poolemān rā dar ān negahdāri konim.**

دانیال: میخوایم پولمان را در آن نگهداری کنیم.

*We want to keep some money in it.*

**Riāl ya dolār?**

بانکدار: ریال یا دلار؟

*Rials or dollars?*

**Riāl.**

دانیال: ریال

*Rials.*

**Pishnahād mikonam pasandāz baz konid.**

بانکدار: پیشنهاد میکنم پس انداز باز کنید.

*I suggest you open a savings account.*

Bāsheh\*, hamin kār rā mikonim.

دانیال: باشه\* همین کار را میکنیم.

Ok, we'll do that.



## 6.2 Formal vs. Colloquial: Words from the Conversation

The colloquial forms of the words (مجاوره ای **mohāverei**) in the Conversation have been marked with an asterisk (\*). While reading the conversation, consider the context in which a colloquial word has been used. Then, study the formal forms (رسمی **rasmi**) to become familiar with the way you would address a person formally, or would find that word in a Farsi book or a newspaper.

Formal	رسمی	Colloquial*	مجاوره ای*	Meaning
cheh	چه	chi	چی	what
mitavānam	میتوانم	mitoonam	میتونم	I can
bekonam	بکنم	konam	کنم	I do
mamnoo ast	ممنوع است	mamnooeh	ممنوعه	is prohibited
beravam	بروم	beram	برم	I go
beravim	برویم	berim	بریم	we go
bāshad	باشد	bāsheh	باشه	let it be



## 6.3 Let's Talk

In the conversation, Daniel said to Nasrin,

Mitooam injā park konam? میتونم اینجا پارک کنم\*? (Can I park here?).

The first word in this sentence is the first person of the modal verb **tavānestan** توانستن (can). The following table shows the conjugation of this modal verb.

Transliteration (formal/informal)	Farsi (formal/informal)	English
mitavānam/mitoonam	میتوانم/میتونم	I can
mitavāni/mitooni	میتوانی/میتونی	you can
mitavānad/mitooneh	میتواند/میتونه	he/she/it can
mitavānim/mitoonim	میتوانیم/میتونیم	we can
mitavānid/mitoonid	میتوانید/میتونید	you (pl.) can
mitavānand/mitoonand	میتوانند/میتونند	they can

Now let us practice making simple sentences using this modal. First read the transliteration aloud while paying attention to the meaning of the expression. Then practice reading the Farsi script. The words in shade show the different forms of

**tavānestan** توانستن (*can*).

**a. Mitoonam beram?**

(Formal: **Mitavānam beravam?**)

میتونم برم؟

*Can I go?*

**b. Mitoonid behem komak konid?**

(Formal: **Mitavānid beman komak konid?**)

میتونید بهم کمک کنید؟

*Can you help me?*

**c. Nemitooneh biad injā.**

(Formal: **Nemitavānd biāyad injā.**)

نمیتونه بیاد اینجا.

*He/She/It cannot come here.*

**d. Mitoonand be man begand.**

(Formal: **Mitavānand be man begoyand.**)

میتونند بمن بگند.

*They can tell me.*

**e. Mitoonim behet telefon konim.**

(Formal: **Mitavānim be to telefon konim.**)

میتونیم بهت تلفن کنیم.

*We can call you.*

**f. Mitoonid pisham bemonid?**

(Formal: **Mitavānid pish man bemānid?**)

میتونید پیشم بمونید؟

*Can you stay with me?* (Here, “you” can be taken as either the plural *you*, or the formal singular *you*.)



## 6.4 The Letters **Feh**, **Ghāf**, **Eyn**, **Gheyn**, and **Heh**

Now we will learn five new Farsi letters. While reading and writing these letters, pay special attention whether a letter has a dot or dots, and if so where these are placed.

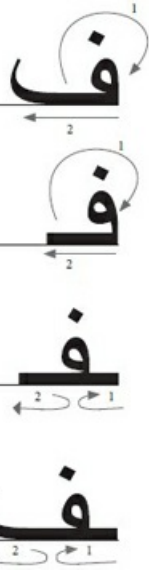
### ■ The letter **feh** ف

The letter **feh** ف is pronounced like the “f” in the English word “fan.” The following table shows the different forms of the letter **feh** ف as it is used in words. Learn the letter, practice the pronunciation, and remember the meaning of each word.



Position	Form	As in	Pronounced	Meaning
Initial	فا	فارسی	Fārsi	<i>Farsi</i>
Medial	فافت	هفت	haf t	<i>seven</i>
Final	فافی	کف	kaf	<i>bubble/bottom</i>
Independent	فافی	برف	barf	<i>snow</i>

Now practice writing the four forms of the letter **feh** ف.

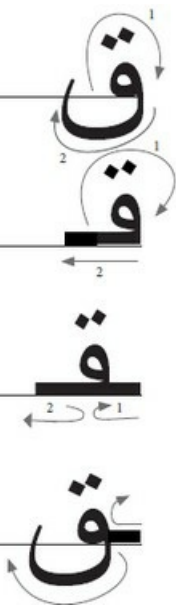


■ The letter **ghāf** ق

The letter **ghāf** ق is pronounced similarly to the French “r.” The Conversation in this chapter (and also previous chapters) have many instances of the use of the letter **ghāf** ق, for example in the word **tavaghof** توقف. Listen again to the audio of the Conversations and look for words containing this letter. Try to replicate the sound as closely as you can. The following table shows the different forms of the letter **ghāf** ق as it is used in words. Learn the letter, practice the pronunciation, and remember the meaning of each word.

Position	Form	As in	Pronounced	Meaning
Initial	قافی	قاضی	ghāzi	<i>judge</i>
Medial	قافتی	نقد	naghd	<i>cash</i>
Final	قافی	عشق	eshgh	<i>love</i>
Independent	قافی	بوق	boogh	<i>horn</i>

Now practice writing the four forms of the letter **ghāf** ق.



### ■ The letter **eyn** ع

In Farsi, the letter **eyn** ع is pronounced like the letter آ (“a” as in “apple” or “tall”), which we studied in Chapter 1. This letter is from Arabic, and is pronounced differently in that language. The following table shows the different forms of the letter **eyn** ع as it is used in words. Learn the letter, practice the pronunciation, and remember the meaning of each word.

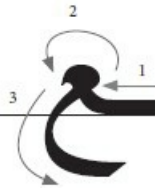
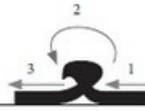
Position	Form	As in	Pronounced	Meaning
Initial	ع	علم	aelm	science
Medial	ع	بعد	baed	then/next
Final	ع	نفع	nafea	profit
Independent	ع	ابداع	ebdāa	innovation

### ■ The letter **gheyn** غ

The letter **gheyn** غ is pronounced like ق (i.e., it sounds like the French “r”), which we just studied. The following table shows the different forms of the letter **gheyn** غ as it is used in words. Learn the letter, practice the pronunciation, and remember the meaning of each word.

Position	Form	As in	Pronounced	Meaning
Initial	غ	غرب	gharb	west
Medial	غ	بغل	baghal	embrace/side
Final	غ	جیغ	jigh	scream
Independent	غ	باغ	bāgh	garden

Now practice writing the four forms of the letter **eyn** ع, and then place one dot over the letter to convert **eyn** ع into **gheyn** غ.

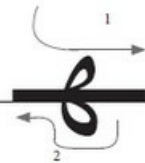
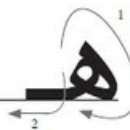


### ■ The letter heh ه

The letter **heh** ه is pronounced like the “h” in the English word “home,” like the letter **heh** ح which we studied in Chapter 2. To avoid confusion, ح is called **heh jimi** ح جیمی, and ه is called **heh docheshm** ه دو چشم (“the **heh** with two eyes”). The following table shows the different form of the letter **heh** ه as it is used in words. Learn the letter, practice the pronunciation, and remember the meaning of each word.

Position	Form	As in	Pronounced	Meaning
Initial	ه	هوا	havā	air
Medial	ه	بهار	bahār	spring
Final	ه	مه	meh	fog
Independent	ه	ماه	māh	moon

Now practice writing the four forms of the letter **heh** ه.



## 6.5 Let's Write

In previous chapters, we learned how to join letters to form Farsi words. In this chapter, we will take the bigger step of constructing simple phrases and sentences. As you have already learned the hardest part, making sentences should not be very difficult.

Farsi belongs to an Indo-European family of languages and, as such, its grammar is not that different than the English grammar. However, unlike English sentences which use the Subject-Verb-Object word order, formal sentences in Farsi use the Subject-Object-Verb word order. For example, in English we might say, "I bought a book." In this sentence, "I" is the subject, "bought" is the verb, and "book" is the object. In Farsi, the object and the verb are reversed, so we say, **Man yek ketāb kharidam** من یک کتاب خریدم (literally: "I a book bought").

Let us now write some simple sentences using Farsi words. In the following, you will see some Farsi words that have been mixed up. Rearrange them into grammatically correct sentences and write them out in Farsi.

Example:

گرفتند هدیه یک بچه ها

Correct order

- |    |   |  |  |       |
|----|---|--|--|-------|
| 1. | خانه<br><b>khāneh</b><br><i>bought</i>  | خرید<br><b>kharid</b><br><i>home</i>                 | آقای شکری<br><b>āghāye shokri</b><br><i>Mr. Shokri</i> | _____ |
| 2. | من<br><b>Man</b><br><i>I</i>            | دادم<br><b>dādam</b><br><i>gave</i>                  | پول<br><b>pool</b><br><i>money</i>                     | _____ |
| 3. | علی<br><b>Ali</b><br><i>Ali</i>         | تماس گرفت<br><b>tamās gereft</b><br><i>contacted</i> | با من<br><b>bā man</b><br><i>with me</i>               | _____ |
| 4. | شیراز<br><b>Shirāz</b><br><i>Shirza</i> | میریم<br><b>mirim</b><br><i>go</i>                   | ما<br><b>mā</b><br><i>we</i>                           | _____ |

## 6.6 Cultural Insight

### Takhfif Gereftan تخفیف گرفتن *Bargaining*

Like people in many Middle Eastern countries, Iranians love to bargain, a cultural practice called **takhfif gereftan** تخفیف گرفتن. Shoppers negotiate for the price of almost all *goods* (کالا **kālā**). There are, however, some exceptions. For

instance, the *price* (**gheyamat** قیمت) of *bread* (**nān** نان), *gasoline* (**benzin** بنزین), *tickets* (**belit** بلیط) (for buses, trains, events, etc.) and many other **kalā** کالا and *services* (**khadamāt** خدمات) cannot be negotiated.

Store-owners are used to bargaining with their *customers* (**moshtari** مشتری), and have developed many skills to gently thwart their customer's plea to bring down the *قیمت*. For example, when a *مشتری* insists on a lower *قیمت*, the vendor may say, “**Ghābele shomāro nadāreh**” قابل شما رو نداره (literally: “It is not your worthwhile,” which means that they may as well just take it as a gift). Of course, a *مشتری* is aware that such offers are only customary and are never intended to be taken literally. So, the *مشتری* may respond by saying, “**Sāhebish ghābel dāreh**” صاحبش قابل داره (literally: “Its owner is worthy,” which denotes that they would not take it from him for free). After a long exchange, the *مشتری* and the *vendor* (**forooshandeh** فروشنده) will finally reach an agreement for the *قیمت* of the **kalā** کالا or **khadamāt** خدمات.



## 6.7 Vocabulary

(CD – Chapter 6, vocabulary)

In this section, read the words in Farsi and memorize their meaning. Then play back the audio and check your pronunciation. You can use this section as a reference if you have a question about the meaning of the words in the Conversation section. Pay special attention to the new letters you learned in this chapter to make sure that you learn to pronounce them correctly.

Transliteration	Farsi	Meaning
beist	بایست	stop, park, standup (imperative)
ehitiāj	احتیاج	need
kami	کمی	a little, some
tabdil	تبدیل	change
tavaghof mamnoo	توقف ممنوع	no parking
jolotar	جلوتر	further down
omoomi	عمومی	public
bājah	باجه	booth
moāmelāte arzi	معاملات ارزی	currency exchange
nerkh	نرخ	rate
tāblo	تابلو	display, sign
ealām shodeh	اعلام شده	has been announced
hesāb konid	حساب کنید	count, calculate (imperative)
hesābe jari	حساب جاری	checking account
negahdāri	نگهداری	keep, save, protect
pishnahād	پیشنهاد	suggestion
hesābe pasandāz	حساب پس انداز	savings account



## 6.8 Grammar Point: Farsi Numbers

The following table shows the Farsi cardinal *numbers* (plural: **aadād** اعداد; singular: **adad** عدد). Read through these and practice the way they are written in Farsi.

Number in		Pronounced as	Written as
Farsi	English		
۰	0	sefr	صفر
۱	1	yek	یک
۲	2	do	دو
۳	3	seh	سه
۴	4	chāhār	چهار
۵	5	panj	پنج
۶	6	shish	شش
۷	7	haft	هفت
۸	8	hasht	هشت
۹	9	noh	نه
۱۰	10	dah	ده
۱۱	11	yāzdah	یازده
۱۲	12	davāzdah	دوازده
۱۳	13	sizdah	سیزده
۱۴	14	chāhārdah	چهارده
۱۵	15	pānzdah	پانزده
۱۶	16	shānzdah	شانزده
۱۷	17	hevdah	هفده
۱۸	18	hijdah	هجده
۱۹	19	noozdah	نوزده
۲۰	20	bist	بیست
۲۱	21	bist-o-yek	بیست و یک
۲۲	22	bist-o-do	بیست و دو
۲۳	23	bist-o-seh	بیست و سه
۲۴	24	bist-o-chāhār	بیست و چهار
۲۵	25	bist-o-panj	بیست و پنج
۲۶	26	bist-o-shish	بیست و شش
۲۷	27	bisto-o-haft	بیست و هفت
۲۸	28	bisto-o-hasht	بیست و هشت
۲۹	29	bist-o-noh	بیست و نه

۳۰	30	si	سی
۴۰	40	chehel	چهل
۵۰	50	panjāh	پنجاه
۶۰	60	shast	شصت
۷۰	70	haftād	هفتاد
۸۰	80	hashtād	هشتاد
۹۰	90	navad	نود
۱۰۰	100	sad	صد
۱۰۱	101	sad-o-yek	صد و یک
۱۱۰	110	sad-o-dah	صد و ده



### 6.9 Zabol masal (**Proverb**) of the Day

(CD – Chapter 6, literature)

#### Ādame khoshhesāb sharike māle mardome.

آدم خوش حساب شریک مال مردمه.

*The person who is honest in dealing with money is a partner to everyone's wealth.*

Like the people in many traditional societies that lack modern credit institutions, Iranians for the most part must rely on someone's honor when engaging in *business* (**kasb** کسب) transactions such as delivery of *goods* (**kālā** کالا) or expecting *payment* (**vajh** وجه). Although in big cities such as Tehran, this honor may not be kept by some individuals, still most wholesale business transactions are still performed with personal credentials and verbal promises.

When initiating a business transaction, Iranians use the above proverb to remind one another of long-term benefits of honesty in *trade* (**tejārat** تجارت).

### 6.10 Exercises

1. Combine the following letters to make complete words.

Example: م غ ا ز ه  
Answer: مغازه

- \_\_\_\_\_ ع ر و س
- \_\_\_\_\_ ق ا ن و ن
- \_\_\_\_\_ ت ا ب ع
- \_\_\_\_\_ م ه م
- \_\_\_\_\_ ب ا غ
- \_\_\_\_\_ ف ق ر
- \_\_\_\_\_ ق ه ق ه

2. Using vocabulary from the Conversation, translate the following expression from English into Farsi.

a. How much do you need?

\_\_\_\_\_

b. This isn't a public parking.

\_\_\_\_\_

c. We want to go further down.

\_\_\_\_\_

d. Where has it been announced?

\_\_\_\_\_

3. Look at the table of Farsi numbers (pages 118–120), and write the following numbers in Farsi.

Example: 32  
Answer : ۳۲

a. \_\_\_\_\_ 69

d. \_\_\_\_\_ 40

b. \_\_\_\_\_ 55

e. \_\_\_\_\_ 198

c. \_\_\_\_\_ 99

4. How would you say the following in Farsi, if you were in a bank in Iran and speaking to a teller?

a. I want to open a checking account.

\_\_\_\_\_

b. What is the exchange rate for dollars?

\_\_\_\_\_

c. What do you recommend, a checking account or a savings account?

\_\_\_\_\_

d. Where is the exchange currency booth?

\_\_\_\_\_

Responses to writing practice in section 6.5:

1. آقای شکری خانه خرید

2. من پول دادم

3. علی با من تماس گرفت

4. ما شیراز میریم







Yādam miād ke ghabresh dar ghateh chahār bood.

Cherā in khānoome dāreh be hame halvā tārof mikoneh?



Behesh migan Nazri.

Rasm ast ke fāmilhāye nazik barāye mordegāneshoon nazri bedan.



Bāyad hatman halvā bāskeh?

Na, vali mamolan yā halvāst yā shirini yā khormā, yā miveh.




Mibinam ke ādamhā sare ghabr khyli gerye o zāri mikonand.

Āreh, Irānihā khyli gham o ghosseh mordehāshoono mikhorand.



Albateh, shāyad in benazar tazahor biād, vali vāgheyi ast.



In this chapter, you will learn the last four Farsi letters and two special diacritical marks. In the Grammar section, we will study how to make past tense sentences. Additionally, we will discuss some particular ways in which emotions are expressed in Iranian culture. Daniel is surprised to find out that mourners offer Halva, a pastry made of flour, sugar, rosewater, and saffron to people in the cemetery, in the memory of their dead ones.



### 7.1 Conversation

(CD – Chapter 7, conversation)



## Ghabr mādarbozorg

قبر مادربزرگ

*Grandmother's grave*

The Paradise family has traveled to Mashhad مشهد, Iran's second largest city after the capital Tehran, where Nasrin visits the graveyard of her grandmother in **Beheshte Rezā** بهشت رضا cemetery.

**Yādam miād\* ke ghabresh dar ghateh chahār bood.**

نسرین: یادم میاد\* که قبرش در قطعه چهار بود.

*I remember that her grave was in Section Four.*

**Cherā in khānoome dāreh\* be hame halvā tārof mikoneh\*?**

دانیل: چرا این خانم داره\* به همه حلوا تعارف میکنه\*؟

*Why is this lady offering halva to everyone?*

**Behesh migan\* Nazri.**

نسرین: بهش میگن\* نذری.

*They call it "Nazri" (a religious offering).*

**Rasm ast ke fāmilhāye nazik barāye mordegāneshoon\* nazri bedan\*.**

نسرین: رسم است که فامیلهای نزدیک برای مردگانشون\* نذری بدن\*.

*It's a custom for close relatives to offer "Nazri" to people in memory of their dead.*

**Bāyad hatman halvā bāsheh\*?**

دانیل: باید حتماً حلوا باشه\*؟

*Does it have to be halva?*



**Na, vali mamolan yā halvāst\* yā shirini yā khormā, yā miveh.**

نسرین: نه، ولی معمولاً یا حلواست\* یا شیرینی یا خرما یا میوه.

*No, but often it's halva, pastry, dates, or fruit.*

**Mibinam ke ādamhā sare ghabr khyli gerye o zāri mikonand.**

دانیال: میبینم که آدمها سر قبر خیلی گریه و زاری میکنند.

*I see that people cry and sob a lot at the graves.*

**Āreh, Irānihā khyli gham o ghosseh mordehāshoono\* mikhorand.**

نسرین: آره، ایرانیها خیلی غم و غصه مردههاشونو\* میخورند.

*Yes, Iranians grieve and lament a lot for their dead ones.*

**Albateh, shāyad in benazar tazahor biād\*, vali vāgheiy ast.**

نسرین: البته، شاید این بنظر تظاهر بیاد\*، ولی واقعه ای است.

*Of course, it may seem like pretend, but it's real.*

**Nasrin va Dāniel be didār marghad Emām Rezā miravand.**

نسرین و دانیال به دیدار مرقد امام رضا میروند.

*Nasrin and Daniel visit the mausoleum of Imam Reza.*

**Emām Rezā ki bood? Khyli marghad bāshokoohi dāreh\*.**

دانیل: امام رضا کی بود. خیلی مرقد با شکوهی داره\*.

*Who was Imam Reza? He has a magnificent mausoleum.*

**Emāme hashtome shiayān hast. Diin bishtare irānihā shiia hast.**

نسرین: امام هشتم شیعیان هست. دین بیشتر مردم ایران شیعه هست.

*He is Shia's eighth Imam. Shia is the most popular Iranian religious group.*

**Agar che Irān khyli aghaliat hāye mazhabi dāreh\*.**

نسرین: اگرچه ایران خیلی اقلیت های مذهبی داره\*.

*Iran also has many other minority religious groups.*

**Mesl chi\*?**

دانیل: مثل چی\*؟

*Such as?*

**Mesl sonni, masihi, kalimi, bahāi, va zartoshti.**

نسرین: مثل سنی، مسیحی، کلیمی، بهایی، و زرتشتی.

*Such as Sunni, Christian, Jewish, Baha'i, and Zoroastrian.*

**Chera Emām Rezā dar Irān mordeh\*?**

دانیال: چرا امام رضا در ایران مرده\*؟

Why did Imam Reza die in Iran?

**Emām Rezā be dastoor khalifeh vaght be Khorāsān tabid shod.**

نسرین: امام رضا به دستور خلیفه وقت به خراسان تبعید شد.

Imam Reza was exiled by the then caliph to Khorasan.

**Bad ham dar deh Sannābād ke alān Mashhad shodeh\* koshteh va dāfn shod.**

نسرین: بعد هم در ده سناباد که الان مشهد شده\* کشته و دفن شد.

Then he was killed and buried in the village of Sannabad, which now is called Mashhad.



## 7.2 Formal vs. Colloquial: Words from the Conversation

The colloquial forms of the words (**mohāverei** محاوره ای) in the Conversation have been marked with an asterisk (\*). While reading the conversation, consider the context in which a colloquial word has been used. Then, study the formal forms (**rasmī** رسمی) to become familiar with the way you would address a person formally, or would find that word in a Farsi book or a newspaper.

Formal	رسمی	Colloquial*	محاوره ای*	Meaning
miāyad	میاید	miād	میاد	he/she comes
dārad	دارد	dāreh	داره	he/she has
mikonad	میکند	mikoneh	میکنه	he/she does
migoyand	میگویند	migan	میگن	they say
mordegāneshān	مردگانشان	mordegāneshoon	مردگانشون	their dead's
bedahand	بدهند	bedan	بدن	they give
bāshad	باشد	bāsheh	باشه	to be
halvā ast	حلوا است	havlāst	حلواست	is halva
mordehayeshān rā	مرددهایشانرا	mordehāshoono	مرددهاشونو	their dead's + ra
benazar biāyad	بنظر بیاید	benazar biād	بنظر بیاد	it appears
mordeh ast	مرده است	mordeh	مرده	has died



## 7.3 Let's Talk

As you have seen throughout this book, the expression of emotion is a significant aspect of Iranian culture, and this is profoundly reflected in many languages spoken by the Iranian people, including Farsi. In the following, first we will introduce some common ways to express emotions, and explain their meanings. Then we will practice using these expressions. When practicing, first read the transliteration aloud while paying attention to the meaning of the expression. Then read the expression aloud again, using only the Farsi script.

- a. **Vāstādan ghalb** قلب واستادن literally means “a standing-still heart” (**vāstādan** واستادن *to stand up* + **ghalb** قلب *heart*). These words refer to an experience of overwhelming emotion, which could be either happiness or fear.

**Az khoshhāli nazdik bood ghalbam vāsteh.**

از خوشحالی نزدیک بود قلبم وسته.

*From happiness, my heart almost stopped beating.*

- b. **Shoor zadan** شور زدن literally means “to hit salty” (**shoor** شور *salty* + **zadan** زدن *to hit*). These words refer to an experience of anxiety, when one is extremely worried about someone else who is not present.

**Khyli delam shoor mizaneh. Panj sāateh ke rafte biroon barnagashteh.**

خیلی دلم شور میزنه. پنج ساعته که رفته بیرون برگشته.

*I am very anxious. He/she has left five hours ago and has not come back yet.*

- c. **Ābero bordan** آبرو بردن means to be disgraced by actions of others. **Ābro** آبرو means respect or honor, and **bordan** بردن means to carry, which is basically losing one's honor or respect.

**Bachehām āberoomo jolye mehmonā bordand.**

بچه هام آبرومو جلوی مهمونا بردند.

*My children made me feel so ashamed in front of the guests.*

- d. **Del sokhtan** دل سوختن literally means “to have a burnt heart” (**del** دل *heart or stomach* + **sokhtan** سوختن *to burn*). These words signify that one is in such a state of empathy for another person that his or her heart is burning in pain.

**Bichāreh, delam barāsh misoozeh. Khyli tanhāst.**

بیچاره، دلم برایش میسوزه. خیلی تنهاست.

*Poor thing, I am so moved for him/her. He/she is so lonely.*

- e. **Khoon bejoosh āmadan** خون بجوش آمدن literally means “to have the blood boiled” (**khoon** خون *blood* + **joosh āmadan** جوش آمدن *to boil*). These words signify a situation in which a person is extremely furious and enraged with anger.

**Anghadr aziat kard ke khoonam bejoosh āmad.**

انقدر اذیت کرد که خونم بجوش آمد.

He/she bothered us so much that he/she brought my blood to the boiling point.

f. To **khod bodan** تو خود بودن literally means “being inside one’s own body.” The expression refers to a situation in which one is very withdrawn and pensive.

**Khyli to khodeti. Ye harfi bezan!**

خیلی تو خودتی، یه حرفی بزنی!

You are so uptight. Say something!



#### 7.4 The Diacritical Marks **Tashdid** and **Tanvin**; and the Letters **Sād, Zād, Tā,** and **Za**

Now we will learn two Farsi diacritical marks which you might have encountered before. Additionally, we will learn the last four letters of the Farsi alphabet. These letters have an Arabic origin and are less frequently used in ordinary Farsi. However, it is essential to learn them in order to read and write Farsi fluently.

##### ■ The diacritical mark **tashdid** ّ

In Farsi, sometimes letters are repeated in a word. In such occasions, we write that letter only once, and then place a **tashdid** above it. This is done to remind the reader that that letter has to be pronounced twice or with emphasis. In this chapter you saw several instances of the **tashdid**. The following table shows how **tashdid** is used in some words. Learn the diacritical mark, and practice the pronunciation, and remember the meaning of each word. In the first column, you will see how a word would have looked like if it did not have a **tashdid**, and in the second column you will see the word the way it is actually written in Farsi.

Word without tashdid	Word with tashdid	Pronounced	Meaning
بچه	بچه	bachchēh	child
قصه	قصه	ghesseh	story
مضر	مضر	mozzēr	harmful
اما	اما	ammā	but

##### ■ The diacritical mark **tanvin** ً

Some Farsi adverbs have an ending that consists of an **aleph** ا with two strikes above it. The two strikes are called the **tanvin** ً. In Farsi, the **tanvin** is only used above the letter **aleph**, giving it the pronunciation of “an” like in the English word “artisan.” In Arabic, the **tanvin** is used for other letters and has other functions. You have seen many instances of the **tanvin** in previous chapters, and may have wondered what it was. Now you know this diacritical mark, and how to pronounce it. The following table shows how **tanvin** is used in some words. Learn the diacritical mark, practice the pronunciation, and remember the meaning of each word. In the first column, you will see how a word would have looked like if it did not have a **tanvin**, and in the second column, you will see the word the way it is actually written in Farsi.

Word without tanvin	Word with tanvin	Pronounced	Meaning
ظاهر	ظاهراً	zāheran	apparently



حتمن	حتماً	hatman	certainly
واقعن	واقعاً	vāghean	really
جددن	جدّاً	jeddān	seriously

Notice that the word **jeddān** جدّاً has both a **tashdid** and a **tanvin**.

Occasionally writers omit or forget to place either a **tanvin** or a **tashdid** where they should be. However, as a reader, you need to recognize that a word has to have these diacritical marks and pronounce the words accordingly.

Now practice writing the diacritical marks **tashdid** and **tanvin** on the following lines.



### ■ The letter sād ص

In Farsi, the letter **sād** ص is pronounced like the “s” in the English word “sand.” You may remember that we had two other letters, **sin** س and **se** ث, which have this same pronunciation. The following table shows the different forms of the letter **sād** ص as it is used in words. Learn the letter, practice the pronunciation, and remember the meaning of each word.

Position	Form	As in	Pronounced	Meaning
Initial	ص	صبح	sobh	morning
Medial	ص	قصّه	ghesseh	story
Final	ص	نص	nas	text
Independent	ص	خاص	khās	special

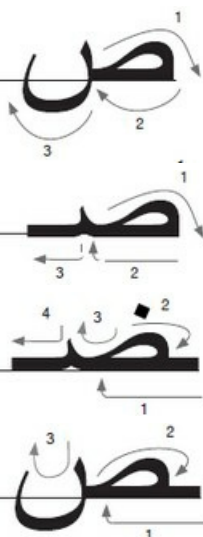
### ■ The letter zād ض

The letter **zād** ض is pronounced like the “z” in the English word “zebra.” Two other letters, **ze** ز and **zal** ذ, have already been introduced which have this same pronunciation, and you will soon learn yet one other letter which is pronounced with the “z” sound. The following table shows the different forms of the letter **zād** ض as it is used in words. Learn the letter, practice the pronunciation, and remember the meaning of each word.

Position	Form	As in	Pronounced	Meaning
Initial	ض	ضعيف	zaeef	weak
Medial	ض	مضرّ	mozzar	harmful
Final	ض	بغض	boghz	choked with sorrow

Independent	ض	عوض	avaz	change
-------------	---	-----	------	--------

Now practice writing the four forms of the letter **sād** ص . Then add a dot above the letters to convert them into **zād**.




### ■ The letter **tā** ط

In Farsi, the letters **tā** ط and **te** ت have the same pronunciations, which is like the “t” in the word “Turkey.” The following table shows the different forms of the letter **tā** ط as it is used in words. Learn the letter, practice the pronunciation, and remember the meaning of each word.

Position	Form	As in	Pronounced	Meaning
Initial	ط	عاطفه	ātefeh	affection
Medial	ط	خطا	khatā	error
Final	ط	خط	khat	line/script
Independent	ط	لاط	lāt	rogue person

Note: The word **lāt** لاط can also be written as لات.



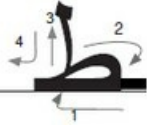
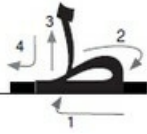
### ■ The letter **zā** ظ

The letter **zā** ظ is pronounced like the “z” in the English word “zoo,” as are the letters **ze** ز , **zāl** ذ , and **zād** ض . Learn the letter, practice the pronunciation, and remember the meaning of each word.

--	--	--	--	--

Position	Form	As in	Pronounced	Meaning
Initial	ظ	ظرف	zarf	dish
Medial	ظ	مظنون	maznoon	suspect
Final	ظ	حظ	haz	delight
Independent	ظ	لَفَاف	laffāz	verbose

Now practice writing the four forms of the letter tā ط , and then place one dot over the letters to convert them into zā ظ .



### 7.5 Let's Write

In the previous chapter, we wrote simple sentences by combining subjects, objects, and verbs. In this chapter, we will extend the writing practice by adding two more components— adjectives and adverbs.

Unlike in English, Farsi adjectives come after the noun they modify. For example, “a red ball” is written “the ball red,” or **toope ghermez** توپ قرمز in Farsi (**toope** means *the ball* and **ghermez** means *red*). On the other hand, adverbs almost always come before the adjective they modify. Hence, we write:

**besiār khoob** بسیار خوب *very good*, **khyli ghashang** خیلی قشنگ *very beautiful*, and **kāmelaṅ jadid** کاملاً جدید *totally new or brand new*.

Let us now write some simple sentences using Farsi words. In the following, you will see some Farsi words that have been mixed up. Rearrange them into grammatically correct sentences and write them out in Farsi. An example is given.

Example:

قشنگی	خریدند	لباس	آنها	خیلی
Ghashangi	kharidand	lebās	ānhā	khyli
Beautiful	bought	dress	they	very

Answer: آنها لباس خیلی قشنگی خریدند.

1.	گران	هتل	است
	<b>gerān</b>	<b>hotel</b>	<b>ast</b>
	<i>expensive</i>	<i>hotel</i>	<i>is</i>

---

2.	خیلی	است	بچه	خوبی	او
	<b>khyli</b>	<b>ast</b>	<b>bacheh</b>	<b>khoobi</b>	<b>oo</b>
	<i>very</i>	<i>is</i>	<i>child</i>	<i>good</i>	<i>he</i>

---

3.	جدید	خریدند	ماشین	کاملاً	آنها	یک
	<b>jadid</b>	<b>kharidand</b>	<b>māchin</b>	<b>kāmelan</b>	<b>ānhā</b>	<b>yek</b>
	<i>new</i>	<i>bought</i>	<i>car</i>	<i>totally</i>	<i>they</i>	<i>one</i>

---

4.	غذای تو	است	خوشمزه	خیلی
	<b>Ghazāye-to</b>	<b>ast</b>	<b>khoshmazeh</b>	<b>khyli</b>
	<i>your food</i>	<i>is</i>	<i>tasty</i>	<i>very</i>

---

5.	است	قدش	کوتاه	خیلی
	<b>ast</b>	<b>ghaddesh</b>	<b>kootāh</b>	<b>kyli</b>
	<i>is</i>	<i>his/her height</i>	<i>short</i>	<i>very</i>

---

### 7.6 Cultural Insight

## Āb o māb آب و ماب *Water and “Matter”*

Farsi is filled with *poetry* (**shear** شعر). Farsi speakers change their speech using intonation, stress, and many forms of *repetition* (**tekrār** تکرار) in order to sound melodic. The poetry of speech in Farsi functions to influence listeners emotionally. Unlike many *Western traditions* (**rosoome gharbi** رسوم غربی), in which the label “emotional” usually carries a negative connotation, in Iranian culture, **ādame bā ehsās** آدم با احساس (*an emotional person*) is someone who has a superior way of viewing and interacting with the world.

Farsi speakers use many forms of **تکرار** and alliteration to achieve **شعر** in speech. For instance, it is very common to use

several *adjectives* (singular **seffat** صفت ; plural **seffāt** صفات ) in tandem in one *sentence* (**jomleh** جمله), especially adjectives that have similar sounds or that rhyme. For example, in the Conversation section, Daniel used the words **geryeh o zāri** گریه و زاری (*cry and sob*) and Nasrin used the expression **gham o ghosseh** غم و غصه (*grieve and lament*) to the same effect. Another common practice of Farsi speakers is the use of a *noun* (**esm** اسم) or صفت and a similar-sounding token word (**loghat** لغت) next to it. This token word does not have any meaning at all. For example, in the phrase **āb o māb**, **āb** means water, but **māb** has absolutely no meaning at all. It is used merely to make the talk more melodic.



## 7.7 Vocabulary

(CD – Chapter 7, vocabulary)

In this section, read the words in Farsi and memorize their meanings. Then play back the audio and check your pronunciation. You can use this section as a reference if you have a question about the meaning of the words in the Conversation section. Pay special attention to the new letters you learned in this chapter so that you learn to pronounce them correctly.

Transliteration	Farsi	Meaning
yādam miād	یادم میاد	<i>I remember</i>
ghabr	قبر	<i>grave</i>
ghateh	قطعه	<i>section, piece, part</i>
halvā	حلوا	<i>a sweet made with flour</i>
nazri	نذری	<i>offering</i>
rasm	رسم	<i>custom</i>
mamolān	معمولاً	<i>usually</i>
shirini	شیرینی	<i>pastry</i>
khormā	خرما	<i>dates</i>
miveh	میوه	<i>fruit</i>
gerye	گریه	<i>cry</i>
gham	غم	<i>sadness, grieve</i>
tazāhor	تظاهر	<i>pretense</i>
vāgheiy	واقعی	<i>real</i>
marghad	مرقد	<i>mausoleum</i>
hashtom	هشتم	<i>eighth</i>
Shia	شیعه	<i>a branch of Islam</i>
aghaliat	اقلیت	<i>minority</i>
mazhab	مذهب	<i>religion</i>
Sonni	سنی	<i>a branch of Islam</i>
Masihi	مسیحی	<i>Christian</i>
Kalimi	کلیمی	<i>Jewish</i>

Bahāii	بهایی	a monotheistic religion
Zartoshti	زرتشتی	Iranian ancient religion
Khorāsān	خراسان	a province in Iran
tabid	تبعید	exile.
dafn shodan	دفن شدن	to be buried
deh	ده	village



7.8 Grammar Point

Zamāne gozashdeh

زمان گذشته

The Past Tense

Farsi infinitives end in either **-dan** دن or **-tan** تن, for example **raftan** رفتن (to go) or **khordan** خوردن (to eat). The simple past tense is constructed by dropping the **-an** of the infinitive, and by adding a personal pronoun ending. The six endings are as follows:

Singular pronouns		Plural pronouns	
<b>-am</b> (I)	م	<b>-im</b> (we)	یم
<b>-i</b> (you sing.)	ی	<b>-id</b> (you pl.)	ید
<b>n/a</b> (he, she, it)		<b>-and</b> (they)	ند

Note that the third person singular has no ending.

For example, for the past tense of the verb **raftan** رفتن (to go), first we drop the **-an** ن to form the root **raft** رفت. Then, we add an ending corresponding to the person of the verb.

<b>raftam</b> (I went)	رفتم	<b>raftim</b> (we went)	رفتیم
<b>rafti</b> (you went [sing.])	رفتی	<b>raftid</b> (you went [pl.])	رفتید

Similarly, we can turn the verb **khordan** خوردن (to eat) to the past tense by dropping the **-an** ن and adding personal endings as follows:

khordam (I ate)	خوردم	khordim (we ate)	خوردیم
khordi (you ate [sing.])	خوردی	khordid (you ate [pl.])	خوردید
khord (he/she/it ate)	خورد	khordand (they ate)	خوردند



## 7.9 Expression of the Day

(CD – Chapter 7, literature)

### “Elāhi bemiram” الهی بمیرم “In God’s name, I die”

In previous chapters, we talked how some Farsi expressions may seem like **exaggeration** (eghrāgh اغراق) to people in other cultures. The expression **elāhi bemiram** الهی بمیرم (In God’s name, I die) is one of these.

For example, you can use this statement when seeing a relative’s baby. On this occasion, saying **elāhi bemiram** الهی بمیرم or **elāhi bemiram barāt** الهی بمیرم برات (In God’s name, I die for you) has an *endearing* (aziz kardan عزیز کردن) effect. You can also use this expression to show *sympathy* (hamdardi همدردی) when you see a friend or a child getting hurt. *Occasionally* (gahgāh گهگاه), you can even use it to show sincere *regret* (taesof تاسف) when you have caused emotional turmoil to someone you care about.

## 7.10 Exercises

1. Rewrite the following words using **tashdid**.

Example: مجرّد

Answer: مجرّد

- \_\_\_\_\_ غصه
- \_\_\_\_\_ نواب
- \_\_\_\_\_ سرر
- \_\_\_\_\_ اتنفاق
- \_\_\_\_\_ قووت

2. Rewrite the following words using **tanvin**.



Example: بعضان

Answer : بعضاً

- a. \_\_\_\_\_ لطفن
- b. \_\_\_\_\_ مثلن
- c. \_\_\_\_\_ تدریجن
- d. \_\_\_\_\_ اصلن
- e. \_\_\_\_\_ قاعدتن

3. Name some of Iran's minority religious groups.

\_\_\_\_\_

4. Convert the following verbs into the past tense, using all six of the personal endings.

Example: ماندن

Answer : ماندم ماندی ماند ماندیم ماندید ماندند


- a. \_\_\_\_\_ پوشیدن
- b. \_\_\_\_\_ درست کردن
- c. \_\_\_\_\_ بالا رفتن
- d. \_\_\_\_\_ بوسیدن
- e. \_\_\_\_\_ خار اندن

Responses to writing practice in section 7.5:

آنها لباس خیلی قشنگی خریدند.

- 1. هتل گران است.
- 2. او بچه خیلی خوبی است.
- 3. آنها یک ماشین کاملاً جدید خریدند.
- 4. غذای تو خیلی خوشمزه است.
- 5. قدش خیلی کوتاه است.





# Answer Key

## Chapter 1

- 1) 32
- 2) Initial, medial, final, and independent; **س** **س** **س** **س**
- 3) It literally means “my life, Daniel,” but it has a similar meaning to the English “dear Daniel.”
- 4)
- 5) a. **سم** sam    b. **لم** lam    c. **لا** lā    d. **سال** sāl    e. **ملاس** malas    f. **مال** māl  
(Your transliterations may be somewhat different than those here. Don't worry about it now. Later you will learn that some of the short vowels in Farsi are not written but have to be guessed.)
- 6) Formal: **Chetor hastid?** Informal: **Chetori?**
- 7) a. **Mādar kojāst?** or **Mādar koo?**  
b. **mādar bozorg joon** or **mādar bozorg jān**  
c. **In Dānieleh?** or **In Dāniel hast?**  
d. **Dokhtaram Fārsi harf mizaneh** or **Dokhtaram Fārsi harf mizanad**  
e. **Dāniel o Sārā dārand miānd** or **Dāniel va Sārā dārand miāyand**

## Chapter 2

- 1) **او، ما، شما، من، تو**
- 2) Singular **to** **تو** and plural **shomā** **شما**. **Shomā** **شما** is also commonly used as a polite form of “you” when addressing one person.
- 3)
- 4) a. **hāl**  
b. **jesm**  
c. **jām**  
d. **kham**  
e. **māl**  
f. **sāl**  
g. **semej**  
h. **khām**  
i. **mokh**  
j. **chāl**

(Do not be disappointed if some of your responses are wrong. The purpose of this exercise is to make you aware of the fact that most short vowels in Farsi are not written but have to be guessed.)

## Chapter 3

- 1) a. **dokhtaram**  
b. **ham**  
c. **yek**  
d. **sar**  
e. **hotel**

(If some of your responses are wrong, do not be disappointed. The purpose of this exercise is to make you aware of the fact that most short vowels in Farsi are not written but have to be guessed.)

- 2) a. The long vowel is **ی** and the word is pronounced **hamin**.

- b. The long vowel is **و** and the word is pronounced as **joon**.  
 c. The long vowel is **ا** and the word is pronounced as **tā**.  
 d. The long vowel is **ا** and the word is pronounced as **kār**.  
 e. The long vowel is **ی** and the word is pronounced as **chieh**.

3)

- a. **زم**  
 b. **جد**  
 c. **خدا**  
 d. **زال**

4)

- a. When did you arrive?  
 b. Where were you going?  
 c. How are they coming?  
 d. Why do you like it/him/her?

#### Chapter 4

- 1) a. بهار b. فصل c. روز d. امروز e. جمعه f. کوه g. شهر

2)

- a. Maybe we should go.  
 b. I like it/him/her very much.  
 c. I think.  
 d. We will ask tonight.  
 e. The children will come.

3)

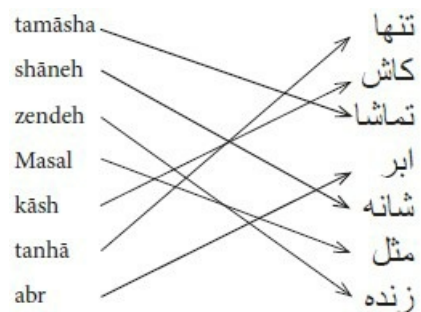
Thursday	پنج شنبه
Saturday	شنبه
Tuesday	سه شنبه
Monday	دوشنبه
Friday	جمعه
Wednesday	چهارشنبه
Sunday	یک شنبه

- 4) a. زمستون b. پاییز c. بهار d. تابستان e. تابستان f. بهار g. زمستان

#### Chapter 5

- 1) a. بخور b. ببر c. بمان d. برسان

2)



- a. سالاد بیار b. زحمت بکش c. لباس بپوش d. باز کن e. اینجا بمان

- 3) f. اینرا ببر

4)

یاد نگشت	مرا	روز	دو	غم	هرگز
Not reminded	to me (myself)	day	two	sorrow	never

### Chapter 6

1) a. عروس b. قانون c. تابع d. مهم e. باغ f. فقر g. قهقهه

2)

- a. چقدر احتیاج دارید
- b. این پارکینگ عمومی نیست
- c. ما میخواهیم بریم یک کمی جلوتر
- d. کجا اعلام شده است؟

3) a. ۶۹ b. ۵۵ c. ۹۹ d. ۴۰ e. ۱۹۸

4)

- a. من میخواهم یک حساب جاری باز کنم
- b. نرخ تبدیل دلار چقدر هست؟
- c. چی پیشنهاد میکنید، یک حساب جاری و یا یک حساب پس انداز؟
- d. غرفه معاملات ارزی کجاست؟

### Chapter 7

1) a. غصه b. ثواب c. سر d. اتفاق e. قوت

2) a. لطفاً b. مثلاً c. تدریجاً d. اصلاً e. قاعدتاً

3) Sunni, Christian, Jewish, Baha'i, and Zoroastrian

سنّی، مسیحی، کلیمی، بهایی، و زرتشتی

4)

- a. پوشیدم پوشیدی پوشید پوشیدیم پوشیدید پوشیدند
- b. درست کردم درست کردی درست کردیم درست کردید درست کردند
- c. بالا رفتم بالا رفتی بالا رفتیم بالا رفتید بالا رفتند
- d. بوسیدم بوسیدی بوسیدیم بوسیدید بوسیدند
- e. خار اندم خار اندی خار اندیم خار اندید خار اندند

# English-Farsi Glossary

## A

- affection **ātefeh** عاطفه  
again **bāzham/dobāreh** بازهم/دوباره  
age **sen** سن  
air **havā** هوا  
anyway **behārhāl** بهرحال  
apparently **zāheran** ظاهراً  
aunt **khāleh/ammeh** خاله/عمه

## B

- Baha'i **bahāi** بهائی  
bald **kachal** کچل  
ball toop **توپ**  
basil **reyhān** ريحان  
bazaar **bāzār** بازار  
beard **rish** ریش  
beautiful **ghashangh/zibā** قشنگ/زیبا  
before **ghabl** قبل  
better **behtar** بهتر  
booth **ghorfeh** باجه  
bottom **kaf** كف  
boy **pesar** پسر  
bread **nān** نان  
breakfast **sobhāneh** صبحانه  
bubble **kaf** كف  
business **kasb** كسب  
but **ammā** امّا

## C

- car **machin/khodro** ماشین/خودرو  
cash **naghd** نقد  
certainly **hatman** حتماً  
change **avaz** عوض  
cheap **arzān** ارزان

child **bachchēh** بچہ  
Christian **masihi** مسیحی  
city **shahr** شهر  
cow **gāv** گاو  
crown **tāj** تاج  
cry **geryeh** گریه  
culture **farhang** فرهنگ  
customer **moshtari** مشتری

D  
daddy **bābā** بابا  
dates (*fruit*) **khormā** خرما  
daughter **dokhtar** دختر  
dawn **sahar** سحر  
dear **joon/jān** جون/جان  
death **marg** مرگ  
delicious **khoshmazeh** خوشمزه  
delight **haz** حظ  
description **sharh** شرح  
dew **zhāleh** ژاله  
difficult **sakht** سخت  
dinner **shām** شام  
direct **mostaghim** مستقیم  
dirty **kasif** کثیف  
dish **zarf** ظرف  
dog **sag** سگ  
door **dar** در  
dress **lebās** لباس

E  
early **zood** زود  
easy **rāhat** راحت  
embrace **baghal** بغل  
emotions **ehsāsāt** احساسات  
empty **khāli** خالی  
error **khatā** خطا  
exile **tabid** تبعید  
eye **cheshm** چشم

eyelash **mozheh** مژه

## F

fairy **pari** پری

fall **pāeez** پاییز

family **fāmil** فامیل

fare **Kerāyeh** کرایه

fast **tond** تند

father **pedar** پدر

fear **tars** ترس

feather **par** پر

festivity **jashn** جشن

fever **tab** تب

first **avval** اوّل

flower **gol** گل

fog **meh** مه

food **ghazā** غذا

for you **barāt/barāye to** برات/برای تو

Friday **Jomeh** جمعه

friend **doost** دوست

fruit **miveh** میوه

## G

garden **bāgh** باغ

gasoline **benzin** بنزین

gift **kādou/hadieh** کادو/هدیه

give **dādan** دادن

god **khodā** خدا

good **khoob** خوب

goodbye **khodāhafez** خداحافظ

goods **kālā** کالا

grandmother **mādar bozorg** مادر بزرگ

grave **ghabr** قبر

grudge **laj** لجاجت

## H

hard **sakht** سخت

harmful **mozzer** مضر



he oo او

heart **del/ghalb** دل/قلب

hello **salām** سلام

help **komak** کمک

home **khāneh** خانه

horn **shākh/boogh** شاخ/بوق

hot **dāgh** داغ

hotel **hotel** هتل

how **che-jori/che-goneh** چه جوری/چگونه

how much **ch eh-ghadr** چه قدر

I

I **man** من

innovation **ebdāa** ابداع

it **ān** ان

J

jar **pārch** پارچ

jasmine **yās** یاس

Jewish **Kalimi** کلیمی

judge **ghāzi** قاضی

K

kiss **boos** بوس

L

left (opp. of right) **chap** چپ

life **zendegi/joon/jān** زندگی/جون/جان

lips **lab** لب

little **kami** کمی

liver **jegar** جگر

love **eshgh** عشق

M

man **mard** مرد

maybe **shāyad** شاید

milk **shir** شیر

mind **zahn** ذهن

minority **aghaliat** اقلیت

mint **nanā** نعنا

miss someone **del tang shodan** دل تنگ شدن

mom **māmān/mādar** مامان/مادر

Monday **doshanbeh** دوشنبه

money **pool** پول

moon **māh** ماه

morning **sobh** صبح

mountain **kooh** کوه

Mr. **aghā** آقا

Mrs. **khānom** خانم

Muslim **mosalmān** مسلمان

must **bāyad** باید

## N

nail **mikh** میخ

nature **tabiat** طبیعت

need **ehtiāj** احتیاج

new **jadid** جدید

no **na** نه

north **shomāl** شمال

now **hālā/alān** حالا/الان

## O

occasionally **gāhgāh** گاهگاه

offering **nazri** نذری

only **faghat** فقط

## P

pain **dard** درد

part **ghateh/bakhsh** قطعه/بخش

passenger **mosāfer** مسافر

pastry **shirini** شیرینی

pause **maks** مکث

payment **vajh** وجه

person **ādam** آدم

pig **khook** خوک

place **jā** جا

plan **barnāmeḥ** برنامه

please **lotfan/befarmāeed** لطفاً بفرمایید

poem **shear** شعر

price **gheymat** قیمت

probably **ehtemālan** احتمالاً

profit **nafea** نفع

public **omoomi** عمومی

purse **kif** کیف

## R

rate **nerkh** نرخ

real **vāgheiy** واقعی

really **vāghean** واقعاً

red **ghermez** قرمز

religion **mazhab** مذهب

repetition **tekrar** تکرار

respect **ehterām** احترام

rice **berenj** برنج

rug **farsh** فرش

## S

sadness **gham** غم

salt **namak** نمک

Saturday **shanbeh** شنبه

savings account **hesābe pasandāz** حساب پس انداز

science **elm** علم

scream **jigh** جیغ

season **fasl** فصل

seed **bazr** بذر

sense **hes** حس

sentence **jomleh** جمله

seriously **jeddān** جداً

services **khadamāt** خدمات

she **oo** او

shield **separ** سپر

side **baghal** بغل

sign **tablou** تابلو

sleep **khāb** خواب

snow **barf** برف  
some **kami** کم  
son **pesar** پسر  
speak **harf zadan** حرف زدن  
special **khās** خاص  
spring **bahār** بهار  
stew **khoresht** خورششت  
story **ghesseh** قصه  
sugar **shekar** شکر  
suggestion **pishnahād** پیشنهاد  
summer **tābestān** تابستان  
Sunday **Yekshanbeh** یکشنبه  
suspect **maznoon** مظنون  
swing **tāb** تاب  
sympathy **hamdardi** همدردی

## T

tablecloth **sofreh** سفره  
tainted **los** لوٹ  
taxi **tāxi** تاکسی  
thank you **motashakeram/merci** متشکرم/مرسی  
that **ān** ان  
then **baed** بعد  
they **ānha** آنها  
thirty **si** سی  
this **in** این  
thousand **hezār** هزار  
Thursday **Panjshanbeh** پنجشنبه  
ticket **belit** بلیط  
tomorrow **fardā** فردا  
tonight **emshab** امشب  
totally **kāmelan** کاملاً  
trade **tejārat** تجارت  
traditions **rosoom** رسوم  
trouble **zahmat** زحمت  
Tuesday **seshanbeh** سه شنبه

## U

usually **mamolān** معمولاً

## V

vendor **foroshandeh** فروشنده

very **khyli** خیلی

village **deh** ده

## W

wage **mozd** مزد

we **mā** ما

weak **zaeef** ضعیف

wealth **servat** ثروت

Wednesday **Chahārshanbeh** چهارشنبه

week **hafteh** هفته

well **khoob** خوب

west **gharb** غرب

western **gharbi** غربی

wet **khis/tar** خیس/آتر

what **che** چه

when **key** کی

where **koo/kojāo** کواکجا

whistle **soot** سوت

why **cherā** چرا

winter **zemestān** زمستان

word **loghat** لغت

work **kār** کار

worry **negarān** نگران

wrist **moch** مچ

## Y

yes **baleh/āreh** بله/آره

you (formal) **shomā** شما

you (informal) **to** تو

## Z

Zoroastrian **Zartoshti** زرتشتی

# Farsi–English Glossary

## ا

- innovation **ebdāa** ابداع  
respect **ehterām** احترام  
probably **ehtemālan** احتمالاً  
need **ehtiāj** احتیاج  
emotions **ehsāsāt** احساسات  
person/‘adam’ **ādam** آدم  
cheap **arzān** ارزان  
yes **āreh** آره  
Mr. **aghā** آقا  
minority **aghaliat** اقلیت  
now **alān** الان  
but **ammā** امّا  
tonight **emshab** امشب  
that/it **ān** آن  
they **ānha** آنها  
he/she/it **oo** او  
first **avval** اوّل  
this **in** این

## ب

- dad/father **bābā** بابا  
bazaar **bāzār** بازار  
again **bāzham** بازهم  
garden **bāgh** باغ  
must **bāyad** باید  
child **bachchēh** بچه  
part **bakhsh** بخش  
seed **bazr** بذر  
for you **barāt/barāye to** برات/برای تو  
snow **barf** برف  
plan/program **barnāme** برنامه  
rice **berenj** برنج  
then/next **baed** بعد

embrace/side **baghal** بغل  
please **befarmāeed** بفرمایید  
yes **baleh** بله  
ticket **belit** بلیط  
gasoline **benzin** بنزین  
kiss **boos** بوس  
horn **boogh** بوق  
spring **bahār** بهار  
Baha'i **bahāi** بهائی  
better **behtar** بهتر  
anyway **beharhāl** بهرحال

## پ

jar **pārch** پارچ  
fall (autumn) **pāeez** پاییز  
father **pedar** پدر  
feather **par** پر  
fairy **pari** پری  
boy/son **pesar** پسر  
Thursday **Panjshanbeh** پنجشنبه  
money **pool** پول  
suggestion/offer **pishnahād** پیشنهاد

## ت

swing **tāb** تاب  
summer **tabestān** تابستان  
sign **tāblou** تابلو  
crown **tāj** تاج  
taxi **tāxi** تاکسی  
fever **tab** تب  
exile **tabid** تبعید  
trade **tejārat** تجارت  
wet **tar** تر  
fear **tars** ترس  
repetition **tekrar** تکرار  
fast **tond** تند  
you (informal) **to** تو  
ball **toop** توپ



## ث

wealth **servat** ثروت

## ج

place **jā** جا

life/dear **jān** جان

seriously **jeddan** جداً

new **jadid** جدید

festivity **jashn** جشن

liver **jegar** جگر

Friday **Jomeh** جمعه

sentence **jomleh** جمله

life/dear **joon** جون

scream **jigh** جیغ

## چ

left **chap** چپ

why **cherā** چرا

eye **cheshm** چشم

how **che-gooneh** چگونه

what **che** چه

Wednesday **Chahārshanbeh** چهارشنبه

how much **chah-ghadr** چه قدر

how **che-joori** چه جوری

## ح

now **hālā** حالا

certainly **hatman** حتماً

to speak **harf zadan** حرف زدن

sense **hes** حس

savings account **hesābe pasandāz** حساب پس انداز

delight **haz** حظ

## خ

special **khās** خاص

aunt **khāleh** خاله

empty **khāli** خالی

Mrs. **khānom** خانم

house **khāneh** خانه

god **khodā** خدا

goodbye **khodāhafez** خداحافظ

services **khadamāt** خدمات

dates **khormā** خرما

error **khatā** خطا

sleep **khāb** خواب

good/well **khoob** خوب

car **khodro** خودرو

stew **khoresht** خورشید

delicious **khoshmazeh** خوشمزه

pig **khook** خوک

wet **khis** خیس

very/a lot **khyli** خیلی

د

to give **dādan** دادن

hot **dāgh** داغ

daughter/girl **dokhtar** دختر

door **dar** در

pain **dard** درد

heart/stomach **del** دل

again **dobāreh** دوباره

friend **doost** دوست

Monday **doshanbeh** دوشنبه

village **deh** ده

ذ

mind **zahn** ذهن

ر

easy **rāhat** راحت

traditions **rosoom** رسوم

basil **reyhān** ریحان

beard **rish** ریش

ز

trouble **zahmat** زحمت

Zoroastrian **Zartoshti** زرتشتی

winter **zemestān** زمستان

life **zendegi** زندگی

fast **zood** زود

beautiful **zibā** زیبا

ژ

dew **zhāleh** ژاله

س

shield **separ** سپر

dawn **sahar** سحر

difficult/hard **sakht** سخت

tablecloth **sofreh** سفره

dog **sag** سگ

hello **salām** سلام

age **sen** سن

whistle **soot** سوت

Tuesday **seshanbeh** سه شنبه

thirty **si** سی

ش

horn **shākh** شاخ

dinner **shām** شام

maybe **shāyad** شاید

description **sharh** شرح

poem **shear** شعر

sugar **shekar** شکر

you **shomā** شما

north **shomāl** شمال

Saturday **shanbeh** شنبه

city **shahr** شهر

milk/lion/faucet **shir** شیر

pastry **shirini** شیرینی

ص

morning **sobh** صبح

breakfast **sobhāneh** صبحانه

ض

weak **zaeef** ضعيف

ط

nature **tabiat** طبيعت

ظ

apparently **zāheran** ظاهراً

dish **zarf** ظرف

ع

affection **ātefeh** عاطفه

love **eshgh** عشق

science **elm** علم

public **omoomi** عمومی

aunt **ammeh** عمه

change **avaz** عوض

غ

food **ghazā** غذا

west **gharb** غرب

western **gharbi** غربی

sadness **gham** غم

ف

family **fāmil** فامیل

tomorrow **fardā** فردا

rug **farsh** فرش

vendor/seller **forooshandeh** فروشنده

culture **farhang** فرهنگ

season **fasl** فصل

only **faghat** فقط

ق

judge **ghāzi** قاضی

grave **ghabr** قبر

before **ghabl** قبل

red **ghermez** قرمز

beautiful **ghashangh** قشنگ

story/fable **ghesseh** قصه

part **ghateh** قطعه

heart **ghalb** قلب

price **gheyamat** قیمت

## ک

gift **kādou** کادو

work **kār** کار

goods **kālā** کالا

totally **kāmelan** کاملاً

dirty **kasif** کثیف

where **kojā** کجا

bald **kachal** کچل

fare **kerāyeh** کرایه

business **kasb** کسب

bottom/foam **kaf** کف

Jewish **Kalimi** کلیمی

little/some **kam/kami** کم/کمی

help **komak** کمی

where **koo** کو

mountain **kooh** کوه

when **key** کی

purse/wallet **kif** کیف

## گ

occasionally **gāhgāh** گاهگاه

cow **gāv** گاو

warm **garm** گرم

cry **geryeh** گریه

flower **gol** گل

## ل

lips **lab** لب

dress **lebās** لباس

grudge **laj** لج

please **lotfan** لطفاً

word **loghat** لغت

tainted **los** لوث

## م

we **mā** ما  
 mother **mādar** مادر  
 grandmother **mādar bozorg** مادر بزرگ  
 car **machin** ماشین  
 mom/mother **māmān** مامان  
 moon **māh** ماه  
 thank you **motashakeram** متشکرم  
 wrist **moch** مچ  
 religion **mazhab** مذهب  
 man **mard** مرد  
 thank you **merci** مرسی  
 death **marg** مرگ  
 wage **mozd** مزد  
 eyelash **mozheh** مژه  
 passenger **mosāfer** مسافر  
 direct **mostaghim** مستقیم  
 Muslim **mosalmān** مسلمان  
 Christian **masihi** مسیحی  
 customer **moshtari** مشتری  
 harmful **mozzer** مضر  
 suspect **maznoon** مظنون  
 usually **mamolān** معمولاً  
 pause **maks** مکث  
 I **man** من  
 fog **meh** مه  
 nail **mikh** میخ  
 fruit **miveh** میوه

## ن

bread **nān** نان  
 offering **nazri** نذری  
 rate **nerkh** نرخ  
 mint **nanā** نعنا  
 profit **nafea** نفع  
 cash **naghd** نقد  
 worry **negarān** نگران  
 salt **namak** نمک

no **na** نه

و

really **vāghean** واقعاً

real **vāgheiy** واقعی

payment **vajh** وجه

ه

hotel **hotel** هتل

gift **hadieh** هدیه

thousand **hezār** هزار

week **hafteh** هفته

sympathy **hamdardi** همدردی

air **havā** هوا

ی

jasmine **yās** یاس

Sunday **yekshanbeh** یکشنبه



# Audio Tracklist

(To download, please click [HERE](#).)

01dia.mp3 [page 18]  
01sect2.mp3 [page 19]  
01sect3.mp3 [page 20]  
01sect4.mp3 [page 22]  
01sect7.mp3 [page 28]  
01sect9.mp3 [page 31]  
  
02dia.mp3 [page 36]  
02sect2.mp3 [page 38]  
02sect3.mp3 [page 38]  
02sect4.mp3 [page 40]  
02sect7.mp3 [page 43]  
02sect9.mp3 [page 47]  
  
03dia.mp3 [page 52]  
03sect2.mp3 [page 54]  
03sect3.mp3 [page 55]  
03sect4.mp3 [page 56]  
03sect7.mp3 [page 63]  
03sect9.mp3 [page 65]  
  
04dia.mp3 [page 70]  
04sect2.mp3 [page 72]  
04sect3.mp3 [page 73]  
04sect4.mp3 [page 74]  
04sect7.mp3 [page 80]  
04sect9.mp3 [page 83]  
  
05dia.mp3 [page 88]  
05sect2.mp3 [page 90]  
05sect3.mp3 [page 92]  
05sect4.mp3 [page 93]  
05sect7.mp3 [page 99]  
05sect9.mp3 [page 100]



06dia.mp3 [page [106](#)]

06sect2.mp3 [page [108](#)]

06sect3.mp3 [page [109](#)]

06sect4.mp3 [page [110](#)]

06sect7.mp3 [page [117](#)]

06sect9.mp3 [page [121](#)]

07dia.mp3 [page [126](#)]

07sect2.mp3 [page [128](#)]

07sect3.mp3 [page [129](#)]

07sect4.mp3 [page [130](#)]


07sect7.mp3 [page [138](#)]

07sect9.mp3 [page [141](#)]


#### **Photo Credits**

All the photos in this book were taken by Donya Fazelnia and Majid Fazelnia, except for the following: Antonella865 | Dreamstime (pages [52](#), [73](#)); Borna Mirahmadian | Dreamstime (page [134](#)); Easyhwa | Dreamstime (page [123](#)); Jelena Ivanovic | Dreamstime (page [56](#)); Lublubachka | Dreamstime (page [76](#)); Matyas Rehak | Dreamstime (pages [90](#), [139](#)); Zaramira | Dreamstime (page [128](#))


# Other Ebooks Available




ISBN: 978-1-4629-1090-8




ISBN: 978-1-4629-1082-3



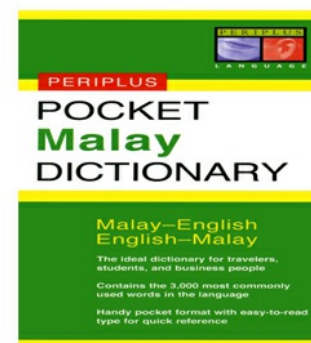
ISBN: 978-1-4629-1502-6




ISBN: 978-1-4629-0469-3



ISBN: 978-1-4629-0981-0



ISBN: 978-1-4629-0982-7



ISBN: 978-1-4629-1483-8



ISBN: 978-1-4629-1526-2



ISBN: 978-1-4629-1544-6

*“Did you like this book. Please post review.”*

**TUTTLE**

# Table of Contents

Copyright	8
Contents	9
To the Learner	13
Introduction	14
How to Use This Book	16
Transliteration Conventions	18
Farsi Scripts	20
Chapter 1 Greetings	23
1.1 Conversation: Meeting the Rahmatis	23
1.2 Formal vs Colloquial: Words from the Conversation	25
1.3 Let's Talk	26
1.4 The Letters Alef, Lām, Sin, and Mim	28
1.5 Let's Write	31
1.6 Cultural Insight: Emotional Expressions	32
1.7 Vocabulary	32
1.8 Grammar Point: The Verb (to be) Boodan	33
1.9 Poem	34
1.10 Exercises	34
Chapter 2 Transportation	38
2.1 Conversation: In the Taxi	38
2.2 Formal vs Colloquial: Words from the Conversation	41
2.3 Let's Talk	42
2.4 The Letters Jim, Che, Heh, and Khe	43
2.5 Let's Write	45
2.6 Cultural Insight: Every car can be a taxi	46
2.7 Vocabulary	46
2.8 Grammar Point: Personal Pronouns	47
2.9 Proverb of the Day: The "tārof" may or may not come	48
2.10 Exercises	48
Chapter 3 Phone Calls	51
3.1 Conversation: Arranging a Dinner Party	51
3.2 Formal vs Colloquial: Words from the Conversation	54
3.3 Let's Talk	55
3.4 Short and Long Vowels, and the Letters Dāl and Zāl	56
3.5 Let's Write	59
3.6 Cultural Insight: Iranian Phone Calls	60
3.7 Vocabulary	61
3.8 Grammar Point: When, Where, What, Why and How	61
3.9 Expression of the Day: Your steps on my eyes	62
3.10 Exercises	62
Chapter 4 Months and Seasons	66
4.1 Conversation: When and Where	66

4.2 Formal vs Colloquial: Words from the Conversation	69
4.3 Let's Talk	70
4.4 The Letters Re, Zeh, Zehh, Kāf, and Gāf	72
4.5 Let's Write	74
4.6 Cultural Insight: Spring and the Iranian New Year	75
4.7 Vocabulary	75
4.8 Grammar Point: Days of the Week, Months, and Seasons	76
4.9 Song of the Day	77
4.10 Exercises	77
<b>Chapter 5 Dinner Table Customs</b>	<b>81</b>
5.1 Conversation: Souvenirs	81
5.2 Formal vs Colloquial: Words from the Conversation	84
5.3 Let's Talk	85
5.4 The Letters Beh, Peh, Teh, Seh, Noon, and Shin	86
5.5 Let's Write	89
5.6 Cultural Insight: Tablecloth	90
5.7 Vocabulary	91
5.8 Grammar Point: Imperatives	91
5.9 Poem of the Day	91
5.10 Exercises	92
<b>Chapter 6 Commerce</b>	<b>96</b>
6.1 Conversation: At the Bank	96
6.2 Formal vs Colloquial: Words from the Conversation	99
6.3 Let's Talk	99
6.4 The Letters Feh, Ghāf, Eyn, Gheyn, and Heh	100
6.5 Let's Write	103
6.6 Cultural Insight: Bargaining	104
6.7 Vocabulary	105
6.8 Grammar Point: Farsi Numbers	105
6.9 Proverb of the Day: The person who is honest in dealing with money is a partner to everyone's wealth	107
6.10 Exercises	107
<b>Chapter 7 Emotions</b>	<b>111</b>
7.1 Conversation: Grandmother's Grave	111
7.2 Formal vs Colloquial: Words from the Conversation	114
7.3 Let's Talk	115
7.4 The Diacritical Marks Tashdid and Tanvin; and the Letters Sād, Zād, Tā, and Zā	116
7.5 Let's Write	119
7.6 Cultural Insight: Water and "Matter"	120
7.7 Vocabulary	121
7.8 Grammar Point: The Past Tense	122
7.9 Expression of the Day: "In God's name, I die"	123
7.10 Exercises	123
<b>Answer Key</b>	<b>126</b>
<b>English-Farsi Glossary</b>	<b>129</b>
<b>Farsi-English Glossary</b>	<b>137</b>

